



907 7th Avenue North Brandon, SD 57005
64 Cocalico Creek Road Ephrata, PA 17522

SPARTANERV.COM
605.582.4000

SPARTAN ERV 2015 FCAM / MAPC

MODELS LISTING

MODEL CODE	MODEL NAME	MAPC-FCAM CLASSIFICATION
S1	Gladiator Custom	High End Custom
S2	Metro Custom	Mid Range Custom
L1	Base Custom	Base Custom
L3	Base Commercial	Base Commercial



907 7th Avenue North Brandon, SD 57005
64 Cocalico Creek Road Ephrata, PA 17522

SPARTANERV.COM
605.582.4000

Spartan Model S1 – High End Custom Pumper

- Spartan Gladiator
- 99" wide 10" Raised roof Custom Cab,
- Air conditioning,
- front bumper extension,
- 21,500lb front axle,
- 27,000 lb rear axle,
- Cummins ISL 450 HP with Engine brake,
- Allison 3000 Automatic transmission,
- 6 Seats with 5 SCBA seats,
- aluminum wheels,
- single color paint
- Hale Qmax 1250,
- Standard discharge package,
- UPF Poly 750 gallon booster tank,
- 51" wide pump panel
- 149.5" Long Extruded Aluminum Body,
- Vibra torque body mounting system,
- High side left side with suction storage compartment,
- High side right side with ladder storage compartment,
- roll up doors.

Detail listing of all components follows.

This vehicle can be fully optioned for specific Fire Department requirements.



QUOTATION

MAPC - FCAM 2015 - Spartan ERV Custom Pumper

SI

Quote No: 10256-0002
11/10/2015

Page 1

PART NO	DESCRIPTION	QTY
	== Star Pumper/Top & Side Control Midship Pump Boiler Plate - 10.101 08/14/15 ==	1
00-00-0050	STAR Series QW Data Book Release v10.1.1 (8/14/2015)	1
00-00-1550	BOILER PLATE - Star Pumper/Tanker - (Generic Specs for BP)	1
00-00-1050	-- No Proposal Page	1
00-01-1000	-- General Specifications (Generic Specs), Pumper/Tanker	1
00-01-3000	-- NO Dealer BIO Details- Use Drop Down to add a 'Dealer' section adds	1
00-03-1110	-- Bid (Generic Specs) Drawing	1
00-03-1212	-- Approval / Pre-Con (Generic Specs) Drawing WITH Pump Panel	1
00-03-1305	-- NO As Built PDF Drawing	1
00-03-1405	-- NO As Built E-Drawing	1
00-05-2500	-- NO Bid Security/Bid Bond	1
00-06-1000	-- Performance Bond (Generic Specs)	1
00-07-2500	-- NO Warranty Bond	1
00-08-3100	-- Single Source Manufacturer (Generic Specs)	1
00-08-4100	-- Tag On Order/Cooperative Purchasing Agreement	1
00-10-4000	-- Finite Element Analysis (Generic specs)	1
00-13-1000	-- 2 Sets Supplied Component Info, Pumper (Generic Specs)-English	1
00-13-2000	-- NO Color Coded Electrical Schematics Provided	1
00-13-9000	-- Warning and Information Labels - English	1
00-30-5000	-- Online Customer Interaction with pump & plumbing (Generic Specs)	1
00-40-0100	-- Liability Insurance, \$10 mill (Generic Specs)	1
00-60-1015	-- General Warranty, -5 Year (Generic Specs)	1
00-70-0900	-- 10 Year Structural Body Warranty, Aluminum (Generic Specs)	1
00-80-0700	-- Paint Warranty - 10 year Non Prorated, Aluminum (Generic Specs)	1
00-90-5900	-- Pump Warranty Hale (5 year Parts/2 years Labor)	1
00-90-8200	-- 10 Year Plumbing Warranty, (Generic Specs)	1
00-91-4100	-- UPF Poly Tank Warranty, (For pre bid Specs)	1
00-91-9105	-- 5 Year Limited Multi-plexed Electrical Warranty, (Generic Specs)	1
00-10-0100	UL Testing - Pump & Low-Voltage Electrical Certification Test (1901)-Full Specs	1
00-30-0550	Apparatus Inspections, Midship Pumper	1
00-30-1600	-- Fire Station Pre construction Conference No Factory Person	1
00-30-2005	-- NO Mid-Construction Inspection Conference	1
00-30-4005	-- NO Final Inspection	1
00-38-0000	Pump & Apparatus Operation Training DEALER ENTER INFO, DEALER TO PROVIDE	1
00-95-0000	Apparatus Requirements	1
00-95-1E50	-- NO Maximum Overall Length Requirement (Max OAL)	1
00-95-2E50	-- NO Maximum Overall Height Requirement (Max OAH)	1
00-95-3E00	-- Maximum Overall Width, OAW = 99"	1
00-95-5E50	-- NO Maximum Wheel Base	1
	== Star Pumper/Top & Side Control Midship Pump Chassis - 10.101 08/14/15 ==	1
01-01-1100	SPARTAN CUSTOM CHASSIS, Pumper/Tanker ***MAKE SELECTIONS IN SPARCON***	1
01-01-1000	-- ***SparCON** CUSTOM CHASSIS	1

PART NO	DESCRIPTION	QTY
04-00-4550	-- Jackshaft for pump mount (1/2 chassis provided jackshaft selected in SparCON)	1
04-00-4600	-- Drill Frame for Body Installation	1
06-25-0500	-- Horizontal Exhaust, Spartan Provided	1
06-26-0105	-- Exhaust Heat Shield, Front Compartment	1
04-12-1500	-- Back up alarm (Chassis Provided)	1
04-18-1200	-- Hazard light/ in cab (Chassis Provided)	1
04-20-0300	-- NO Cab Exterior Spotlights	1
04-22-0005	-- CAB INTERIOR ACCESSORIES (CUSTOM CHASSIS) **CHECK SPARCON 1ST**	1
04-20-0005	-- NO Hand Held Spotlights	1
04-21-0005	-- NO Map Light	1
04-22-0100	-- NO Cab Accessroy Mounting Panel For Doghouse	1
04-22-0200	-- NO SCBA Mask Holders	1
04-22-0300	-- NO Door Storage Pockets	1
04-22-0400	-- NO PAC TRAC Boards	1
04-22-0500	-- NO Storage Shelf	1
04-22-0600	-- NO Pike Pole Storage	1
04-22-0700	-- NO MDT Tray	1
04-22-0800	-- NO Laptop Swivel	1
04-22-0900	-- NO Map & Binder Storage (CUSTOM CAB)	1
04-25-0015	-- NO EMS Compartment - CUSTOM CAB (USE SPARCON FIRST!!!!)	1
04-50-0050	-- *ELECTRICAL/AIR CHARGING SYSTEM PACKAGE, CUSTOM CHASSIS*	1
04-50-0100	-- Electrical Charging system installed (Chassis Provided)	1
04-52-0105	-- NO Shoreline to be installed by body manufacturer	1
04-58-0105	-- Bumper Extension (Chassis Provided) (use drop down for X-lay options)	1
04-58-0200	-- Bumper Apron (Chassis Provided)	1
04-58-0505	-- Front Bumper Compartment, Center Location	1
04-59-0105	-- 1/8" Embossed Aluminum Diamond Plate Cover - hinged w/ D Ring	1
04-59-0290	-- No Wiring to Hazard Light	1
04-59-0605	-- Hose Storage-Center Well, ER manufactured well	1
04-60-0110	-- 100'- 1 3/4"	1
04-60-0305	-- NO Side to Side Hose Well Divider	1
04-60-0210	-- Bumper Compt Matting-Versaflex-Black	1
04-60-0405	-- NO Compartment Tray (Separates the compartment into 2 vertical storage areas)	1
04-58-0310	-- NO Front Bumper Compartment LH	1
04-58-0315	-- NO Front Bumper Compartment RH	1
04-61-0400	-- NO Bumper Guide Poles	1
04-64-0010	-- SIREN CONTROL HEAD-CUSTOM CHASSIS	1
04-64-0100	-- Siren Head (Chassis Provided)	1
04-65-0005	-- SIREN SPEAKER, CUSTOM CHASSIS	1
04-65-0100	-- Siren Speaker(s) (Chassis Provided & installed)	1
04-67-0005	-- NO Mechanical Siren	1
04-67-0020	-- NO Electrical Siren With Mechanical Sound	1
04-80-0100	-- NO Fire Bell	1
04-85-0005	-- AIR HORNS, CUSTOM CHASSIS	1
04-85-0100	-- Air Horn (Chassis Provided & installed)	1
04-87-0000	-- Chassis Required Labeling & Miscellaneous Options, English, custom cab	1
04-87-5000	-- Apparatus Information Label-English	1
04-87-6031	-- Cab Helmet Warning Label (Chassis Supplied-English verbiage)	1
04-92-0100	-- Tire Pressure Observation System- Spartan Chassis	1
04-92-1001	-- VOUCHER for tire pressure indicator (Chassis Provided)	1
05-02-0100	-- Vehicle Data Recorder & Seat Belts Spartan Chassis	1
05-02-1000	-- Vehicle Data Recorder (Chassis Supplied)	1
05-10-1000	-- ESC Brakes stability control system - (SEE ENG NOTE)- (Chassis Provided)	1
06-22-0000	-- Cab Tilt Options	1
06-22-0500	-- Cab Tilt Pendant Control -Upper Pump Access Panel- No hinged access door	1
06-22-1200	-- NO Air Tank Drain Cables -(extended){for use with manual cables only in SparCON}	1
07-05-0100	-- NO Auxiliary A/C for Cab	1
28-25-1010	-- Heat exchanger 1/2 installation (Chassis 1/2 provided)	1
70-20-1200	-- Engine Compartment Light (Chassis Provided)	1
70-36-0000	-- Under Chassis Lights (Chassis Provided)	1

PART NO	DESCRIPTION	QTY
04-45-0005	NO Intercom System	1
04-45-0010	NO Radio Antenna Mounting Base	1
04-46-8999	NO Tailboard to Cab Buzzer	1
04-86-0100	NO Auxiliary Cab Gauges Added by ER	1
04-95-3050	NO Tire Chains	1
05-15-0100	Helmet Restraints	1
05-15-1100	-- {QTY} Helmet Restraints -Ziamatic- Best Fit	6
06-20-0010	Mudflaps - Rear Only	1
06-43-0050	NO Wheel Covers	1
	== Star Pumper/Top & Side Control Midship Pump Pump Control - 10.101 08/14/15 =	1
26-10-2505	Pump Compartment Construction, Pumper, Tanker -74" Lateral Width	1
26-10-2910	-- Vibra-Torque Pump Compartment Mounting	1
26-13-1120	-- (1) Pump Compartment Heater - 16k btu-Valve in pump compartment	1
26-13-3000	-- Heat Pan - aluminum -	1
26-13-3050	-- NO Additional Drain hole added	1
26-13-7000	-- NO Extreme Arctic Pump Enclosure/Insulation Package	1
26-15-0100	-- NO Air Chuck Outlet	1
70-20-2100	-- (1) Pump Compartment Work Light, (Weldon LED)	1
26-10-3105	Left Side Operator's Panel-NON IPS and NON BOOMER (pumper/tanker)	1
26-05-0115	-- Valve Control-Innovative Controls- Side Mount	1
26-10-1005	-- Panel Lights -SC-Brushed SST Shield- ER LED Strip- LH & RH side + Weldon	1
26-10-2005	-- Pump Panel Light Activation- OK to Pump and Switch at operator's panel	1
26-10-7100	-- NO Speedlays Provided Integral to Pump Compartment-Side Control	1
26-11-9205	-- Pump Compt Fwd Wall Pump Access-No Overlay (for Side Control)	1
26-12-0540	-- Pump Compartment Width - 48"	1
26-41-1030	-- Right Side Panels Split - Removable (Brushed SST L & R sides) pumper	1
27-15-0000	-- NO Storage Cavity/Mounting Prov in Pump Panel Area-Adding will increase PH width	1
27-00-0005	-- Running Board Details, Pumper/Tanker	1
27-05-0010	-- 1/8" Embossed Aluminum Diamond Plate Overlay (use drop down for hose well pkg)	1
27-12-0005	-- NO Left Side Auxiliary Step Platform (Slide out/Fixed)	1
27-12-0010	-- NO Right Side Auxiliary Step Platform (Slide out/Fixed)	1
28-10-0110	-- Apparatus Labeling - Deluxe Labels, Side & Rear Mount	1
28-10-0800	-- NO Mechanical Fasteners for labels, Deluxe	1
28-10-1010	-- Mirrored Stainless Steel Bezels for Valve Control Handles	1
28-10-1110	-- Mirrored Stainless Steel Bezels for Discharges, Inlets & Manual Override cutou	1
28-25-1700	-- NO Radio Compartment	1
28-15-0005	**Pressure Governor (CHASSIS provided governor-MUST SELECT IN SPARCON)	1
09-02-0100	-- Pump Panel Harness (Chassis Provided)	1
09-09-0210	-- Intake Pressure Relief - TFT, All Pumps	1
28-20-0105	-- Engine gauge read (Inclusive of Pressure Governor Specified)	1
28-22-0010	Master Gauge Readings Included on Specified Pressure Governor	1
28-25-0100	Pump Testing Ports	1
28-25-0150	Water Tank Gauge Package(s)	1
28-50-0105	-- FRC TankVision WLA200-A00 Tank Level Gauge-Operator's Panel	1
28-51-0000	-- NO Chassis Installed Water Gauges	1
28-51-0200	-- NO Auxiliary Water Gauge (When selected includes Driver gauge)	1
28-51-0500	-- NO Additional Water Gauge (Does NOT include driver, need Aux. gauge first)	1
28-51-1000	-- NO Water Gauge Installed inside the Cab	1
28-25-0205	Air Horn Button-Red Button	1
28-25-0300	NO Gauge - Chassis Fuel/DEF at Pump Panel	1
28-25-0500	NO Pump Hour Meter	1
28-25-1200	NO MC Pump Overheat Indicator	1
28-25-1300	NO MC Gauge Heaters	1
54-50-3110	Pump Compt Top (WITH DUNNAGE)-1/8" Embossed Aluminum Diamond Plate	1
54-50-3310	-- Dunnage Area (Above Pump)-1/8" aluminum diamond plate	1
54-50-4000	NO Pump Compartment Upper Storage (Integral Pump Compartment)	1
54-50-4005	NO Pump Compartment Upper Storage (Above Pump Compartment)	1
	== Star Pumper/Top & Side Control Midship Pump Plumbing - 10.101 08/14/15 ==	1
08-11-0015	Hale Pump, QMAX 1250 GPM (S/S)	1
08-11-0105	-- QMAX Verbiage	1

PART NO	DESCRIPTION	QTY
09-01-05M0	-- Master Drain (Mid Mount Pumps)	1
09-13-0020	-- Mechanical Seal	1
09-14-0005	-- Air Pump Shift	1
09-14-0105	-- Air pump shift Location-Left hand side knee area	1
09-71-0010	-- NO Manual Override for Pump Shift Provided	1
09-38-0100	-- Trident Air Primer -Single Primer Actuation	1
09-38-0305	-- Push Button Primer Control	1
10-10-0100	-- 6" Inlets w/ Std Lgth Tubes (for internal MIV's, select drop down)	1
10-10-1000	-- 6" Inlet LEFT SIDE w/ Std Lgth Tube	1
10-25-1000	-- 6" Long Handled, Chrome Plated Cap-(Logo)-	1
10-10-1005	-- 6" Inlet RIGHT SIDE w/ Std Lgth Tube	1
10-25-1000	-- 6" Long Handled, Chrome Plated Cap-(Logo)-	1
09-38-3100	No Thermal Relief Valve (All brands universal)	1
09-70-0010	Pump Cooling/Circulation Line	1
09-70-0420	(Qty 2) Pump Anodes-discharge and suction	1
09-72-0000	NO Paint Pump	1
09-73-0000	NO Painting of Piping and Valves	1
12-10-1000	Plumbing Specs - Stainless Steel, -Pumper, Tanker-	1
12-10-1250	-- Plumbing Line Protection	1
12-10-131L	-- Manual Drains Class One #120381 J-Style Lift Handle	1
12-11-0010	NO Foam Or CAFS System (Independent system of water pump), Pumper/Tanker	1
14-05-0000	NO Front Suction	1
14-07-0000	NO Rear Suction	1
14-10-0105	2.5 - 3" Left Side Inlet	1
14-30-0010	-- Akron 8800 Series Valve - 2.5"	1
14-35-0015	-- Valve(s) Controlled -Directly /Suction Valve w/ Lever-	1
14-45-0005	-- 2.5" Side Inlet Piping	1
14-55-1000	-- Term: 2.5" NPT x 2.5" NST adapt w/Plug	1
14-75-0305	-- Side Inlet to be located in forward position	1
14-10-0205	NO Auxiliary Left Side Inlet	1
14-10-0405	NO Right Side Inlet	1
14-10-0605	NO Auxiliary Right Side Inlet	1
15-05-0210	(Qty 2) 2.5" - 3" Left Side Discharges	1
16-30-0125	-- Akron 8800 Series Valve - 2 1/2"	2
16-35-0010	-- Valve(s) Controlled -Operator's Panel-	2
16-44-0510	-- 2 1/2" Discharge Piping (side discharges)	2
16-52-1100	-- Term: 2.5" NST x 2.5"NST x 2.5"NST Chrome Elbw w/cap	2
16-61-0100	-- Gauge specified later- OR use drop down for alternative	2
18-61-0000	-- NO Foam/CAFS Supplied to Discharge	1
15-05-0405	NO Left Side Master Discharge (Top Munt Application Only)	1
15-05-0610	(Qty 1) 2.5" - 3" Right Side Discharge	1
16-30-0120	-- Akron 8800 Series Valve - 2 1/2"	1
16-35-0010	-- Valve(s) Controlled -Operator's Panel-	1
16-44-0510	-- 2 1/2" Discharge Piping (side discharges)	1
16-52-1100	-- Term: 2.5" NST x 2.5"NST x 2.5"NST Chrome Elbw w/cap	1
16-61-0100	-- Gauge specified later- OR use drop down for alternative	1
18-61-0000	-- NO Foam/CAFS Supplied to Discharge	1
15-05-1110	(Qty 1) Side 3" - 4" Master Discharge-Right Side	1
16-30-0205	-- Akron 8800 Series Valve - 3"	1
16-35-0010	-- Valve(s) Controlled -Operator's Panel-	1
16-44-1110	-- 3" Discharge Piping (side mstr)	1
16-53-1000	-- Term: 3" NST x 4" Storz Elbw w/cap	1
16-61-0100	-- Gauge specified later- OR use drop down for alternative	1
18-61-0000	-- NO Foam/CAFS Supplied to Discharge	1
15-05-1610	2.5" - 3" Left Rear Discharge	1
16-30-0105	-- Akron 8800 Series Valve - 2 1/2"	1
16-35-0010	-- Valve(s) Controlled -Operator's Panel-	1
16-44-0710	-- 2 1/2" Discharge Plumbing (rear discharges)	1
16-52-1100	-- Term: 2.5" NST x 2.5"NST x 2.5"NST Chrome Elbw w/cap	1
16-61-0100	-- Gauge specified later- OR use drop down for alternative	1

PART NO	DESCRIPTION	QTY
18-61-0000	-- NO Foam/CAFS Supplied to Discharge	1
15-05-1705	NO Auxiliary Left Rear Discharge	1
15-05-2005	NO Right Rear Discharge	1
15-05-2205	NO Auxiliary Right Rear Discharge	1
15-05-3205	NO Large Diameter Center Position Rear Discharge	1
15-05-3305	NO Large Diameter Right Rear Discharge	1
15-05-3405	NO Large Diameter Left Rear Discharge	1
16-20-0030	CROSSLAYS, 25" Deep / Double Stack Width, with chicksan terminations	1
16-20-0105	-- 3/16" Fixed Crosslay Divider-With NO Hand Cutouts-DA finish	1
16-20-0205	-- {Qty} Crosslay - 1.75"-200'	2
16-30-0005	-- Akron 8800 Series Valve - 2"	2
16-35-0010	-- Valve(s) Controlled -Operator's Panel-	2
16-44-0110	-- 2" Discharge Plumbing (x-lays, speedlays)	2
16-50-1000	-- Term: 2" NPT x 1.5" NST Brass Chicksan (no cap)	2
16-61-0100	-- Gauge specified later- OR use drop down for alternative	2
18-61-0000	-- NO Foam/CAFS Supplied to Discharge	2
16-20-0405	-- {Qty} Crosslay - 2.50" -200'	1
16-30-0120	-- Akron 8800 Series Valve - 2 1/2"	1
16-35-0010	-- Valve(s) Controlled -Operator's Panel-	1
16-44-0610	-- 2 1/2" Discharge Plumbing (x-lays, speedlays)	1
16-50-2000	-- Term: 2.5" NPT x 2.5" NST Brass Chicksan (no cap)	1
16-61-0100	-- Gauge specified later- OR use drop down for alternative	1
18-61-0000	-- NO Foam/CAFS Supplied to Discharge	1
16-20-1600	-- NO Deadlay for 1.75"	1
16-20-1700	-- NO Deadlay for 2.5"	1
16-64-0010	-- Brushed Stainless Steel Trim Around Crosslay Opening (NO rollers)	1
16-65-0035	-- Crosslay Hosebed Cover (hinged, 1/8" embossed aluminum diamond plate)	1
16-65-0205	-- Vinyl Cover for Crosslay End Covers-Hooks & shock cord/Extrusion	1
16-66-0200	-- Crosslay Side Covers to be Red	1
78-00-0110	-- (Qty 1) LED Unity Flood Light for Crosslay Hose bed-Driver's side	1
78-00-0205	-- Crosslay Light Activation-Park Brake	1
16-67-0100	-- NO Crosslay Rollers	1
16-20-1000	NO Speedlay/Pump Compartment Area	1
16-20-1020	NO Speedlay/Walkway Area (For Top Mount Applications Only, Non Enclosed style)	1
16-21-0000	NO Hose Bed Pre-Connect	1
16-22-0010	DELUGE & ACCESSORIES, pumper/tanker	1
16-22-0105	-- (1) 2 1/2" - 4" Deluge Waterway (pumpers/tankers)	1
16-30-0220	-- Akron 8800 Series Valve - 3"	1
16-35-0010	-- Valve(s) Controlled -Operator's Panel-	1
16-44-1510	-- 3" Discharge Piping (deluge) (pumpers/tankers)	1
16-79-0010	-- Deluge-locate pipe center location, above pump	1
16-80-0005	-- Cap Off Pipe w/Stainless Steel Cap	1
16-80-1500	-- Deluge Pipe Termination 3" above top of pump compartment	1
16-80-0500	-- NO Deck Gun/Monitor Package	1
16-61-0100	-- Gauge specified later- OR use drop down for alternative	1
18-61-0000	-- NO Foam/CAFS Supplied to Discharge	1
16-23-0010	(1) Front Discharge (front bumper chicksan)	1
16-30-0005	-- Akron 8800 Series Valve - 2"	1
16-35-0010	-- Valve(s) Controlled -Operator's Panel-	1
16-44-0410	-- 2" Discharge Plumbing (1 1/2" fbd)	1
16-45-0105	-- Air Blowout for Front Bumper Discharge	1
16-50-1010	-- Term: 2" NPT x 1.5" NST SST Chicksan (on grav. shield) (no cap)	1
16-75-0010	-- Locate FBD on Right Front of Gravelshield	1
16-75-0200	-- No Chicksan Guard	1
16-61-0100	-- Gauge specified later- OR use drop down for alternative	1
18-61-0000	-- NO Foam/CAFS Supplied to Discharge	1
16-28-0005	NO ER Boomer	1
16-29-0005	NO Booster Reel	1
16-29-0010	NO Auxiliary Booster Reel	1
16-29-0015	NO Booster Reel-Front Bumper Compartment (REQ APPROVAL)	1

PART NO	DESCRIPTION	QTY
16-60-0010	DISCHARGE GAUGES (USE INDIV PKG WITH EACH DISCHARGE FOR OPTION UPGRADES)	1
16-60-0300	-- {Qty} Thuemling Gauge 2.5" FA-LFP-210	7
16-62-0100	-- 0-400 PSI Scale Reading-Gauge	7
16-62-0400	-- Black Markings on white gauge face	7
16-62-0515	-- ALL Gauges LED lighted Blue	7
16-62-0605	-- ER style Deluxe Bezels for Gauges (2.5" gauges only)	7
20-00-0010	(Qty 1) Tank to Pump Line-Schedule 10 or Poly Vinyl Sched 40	1
20-05-0100	-- Integral Tank to Pump Check Valve	1
20-26-0315	-- Akron 8000 Series Valve - 3", Tank to Pump	1
20-35-0010	-- Valve(s) Controlled at Operator's Panel	1
20-10-0110	(Qty 1) 2" Tank Re-fill Line	1
20-26-0110	-- Akron 8000 Series Valve - 2"	1
20-35-0010	-- Valve(s) Controlled at Operator's Panel	1
20-15-0010	No Rear Direct Tank Fill Provided	1
20-20-0010	No Side Direct Tank Fill Provided	1
	== Star Pumper/Top & Side Control Midship Pump Body - 10.101 08/14/15 ==	1
30-11-1000	Extruded .125 Aluminum Body Material Construction, Pumper	1
30-12-5000	-- Painting/Finish Specifications - Aluminum/Pumper/Tanker	1
30-12-6000	-- Body Paint - Single -	1
30-12-7025	-- Body Paint color to be PPG 71665 Red	1
30-12-6200	-- Compt. Spar-Liner Finish - Pumper/Tanker	1
30-12-6500	-- Spar-Liner Gray Color	1
88-00-0100	-- NO Undercoating	1
54-50-1045	-- Diamond Plate front overlays and raw Alum rear overlays (p) {MATCH BODY}	1
54-50-2100	-- Front 1/8" Aluminum Diamond Plate Vertical Overlay Corner Trim	1
54-50-2200	-- Rear 1/8" Aluminum Diamond Plate Vertical Overlay Corner Trim	1
54-75-0010	-- Catwalks- Approved Stepping Surfaces (see drop down for avail options)	1
30-20-1000	Vibra-Torque Body Mounting, Pumper, Tanker	1
30-30-1000	Body Width to be 99"	1
30-31-0100	NO Compartment Drains (REQ FOR ULC, ADD BY DROP DOWN)	1
30-31-5000	Compartment Filter Vent System	1
30-31-5008	NO Power Vent	1
31-99-9990	PUMPER BODY COMPARTMENT DIM GUIDELINES-SEE PDF	1
31-99-9992	PUMPER BODY COMPARTMENT MATRIX-SEE PDF	1
31-99-9994	REAR TAILBOARD DIM GUIDELINES-SEE PDF (Pumpers/Tankers)	1
33-00-0300	1495 -3 -Ladder Box- Pumper Body NON IPS-NOT LONG ENOUGH	1
33-05-0315	-- Roll-Up Doors (-3) Side Compts	1
37-90-0010	-- R.O.M (Roll-Up Doors)	1
37-90-0105	-- Side Compartment Doors, satin finish	1
37-91-0000	-- NO ROLL_UP Door Protectors	1
37-92-0000	-- NO Side Roll-Up Door Assist Straps	1
37-96-0020	-- Door Open Switch/Warning Light - Roll Up Doors ROM	1
37-10-0010	-- Rear Center Compartment- "B-1" (38"w x 41"h framed)	1
37-10-0100	-- Rear Compt - R.O.M. Non Locking Roll Up Door Option	1
37-41-0005	-- Rear Center Compartment Door, satin finish	1
37-42-0005	-- NO ROLL-UP Door Protector (rear compt)	1
37-43-0005	-- NO ROLL-UP Door Assist Straps (rear compartment)	1
37-96-0015	-- Door Open Switch/Warning Light - Roll Up Door ROM (Single)	1
37-50-0010	-- NO Fuel Tank Access--Custom Chassis ONLY option	1
37-55-0010	-- NO Recessed Intermediate/Perm Step above B-1	1
37-65-0000	-- NO Rear Center Compartment Partitions-Area is Transverse side to side	1
37-65-0100	-- NO Rear Wall Reinforcement for Blitzfire Mount	1
37-98-0010	-- Brushed Stainless Steel Sill Plates	1
38-05-0010	-- Compartment Lighting, Pumper/Tanker	1
70-30-0300	-- (2) LED Tube Lights per Compartment, Spartan ER (p)	1
70-30-8000	-- NO Auxiliary Compartment Lighting-mounted across top/RU door protector	7
70-30-9000	-- NO Door Liner Lighting-Requires Hinged Doors ONLY option	1
71-00-0010	-- NO Under Shelf Lighting	1
38-10-0070	-- Rear Tailboard - Flat Back (pumper/tanker/rescue)	1
38-11-0120	-- Step - 13.5" Deep w/ Vented "Diamondback" Insert	1

PART NO	DESCRIPTION	QTY
38-15-0010	-- NO Auxiliary Steps Below Rear Tailboard (may add for 4x4's-required)	1
53-25-0010	-- NO Rear Slide Out Platform-Dir. Below Body (NON SMART STEP STYLE)	1
39-01-0005	-- Wheel Wells, Single Axle-Pumper/RM Pumper/Tanker-STD Height (34") wheel panels	1
39-03-0005	-- Wheel Well panels to be diamond plate, Single axle	1
52-60-0050	-- SCBA Storage in Wheel Wells	1
52-60-2100	-- Air Bottle Compts w/safety straps - 3 Lft/4 Rgt	1
56-05-2000	-- Left Side- Cast Products Rear Fuel Fill Assembly, *CUSTOM CAB ONLY* Pumper/Rescu	1
39-15-0005	-- Rear Fenderettes to be Polished Stainless	1
43-10-0010	-- NO Upper Storage Compartments/Body Wall Adjustment - 1495	1
43-24-0000	-- NO Underbody Storage Compartments	1
50-15-3000	-- Hose Bed Description	1
30-12-7405	-- Hose bed Walls w/Speedliner Finish - Medium Gray	1
30-12-7505	-- Rear Hose bed Corners Trimmed w/ Mirrored SST	1
30-12-7605	-- Hose bed Side Walls Cap w/ Mirrored SST	1
50-12-2000	-- Walls to be 80" tall	1
50-30-0005	-- Hose Bed Cover -Pumper	1
50-31-0010	-- Vinyl Coated Nylon - Ext. front & Elastic cord sides	1
50-33-0110	-- Cover to be Red	1
50-34-0105	-- Rear Hose Bed Restraint -Vinyl	1
50-34-0210	-- Rear Flap to be Red	1
50-34-0305	-- NO Lettering on rear flap	1
78-05-0105	-- (Qty 2) Unity LED Lights for Hose bed - Spot & Flood	1
78-06-0010	-- (Qty 2) Hose bed Lights-On Horizontal Stanchions	1
78-10-1050	-- (Qty 2) Hose bed Lights to Illuminate w/ Park Brake	1
50-15-3305	-- Dunnage Area in Hose Bed (MUST KEEP IF HAVE GENERATOR/MULT HOSE BAYS)	1
50-15-3400	-- NO Hose Bed Dunnage Area Cover	1
70-31-3005	-- NO Hose Bed Dunnage Compartment Lighting	1
50-15-4005	-- {Qty} Full Height Hose Bed Divider(s) w/o hand cut-out(s)(NO Dividers-DELETE)	1
50-15-4100	-- NO Auxiliary Shortened Hose Bed Divder (NOT flush with top of hose bed)	1
50-15-9E00	-- Hose Load (Select Options for Qty/Size of Hoseload)-More Opts avail-opt/pkg ind	1
50-16-0005	-- *SELECT HOSE BAY 1* (BAY 1 IS FAR LEFT, GO L TO R)	1
50-17-0100	-- 1 3/4 Hose-(OR USE DROP DOWN)	1
50-17-0101	-- 1 3/4" Hose-100 feet	1
50-18-0005	-- NO AUX/ADDITIONAL Hose stored in top of bay above Primary hose	1
50-16-0010	-- *SELECT HOSE BAY 2* (BAYS GO L TO R)	1
50-17-0100	-- 1 3/4 Hose-(OR USE DROP DOWN)	1
50-17-0101	-- 1 3/4" Hose-100 feet	1
50-18-0005	-- NO AUX/ADDITIONAL Hose stored in top of bay above Primary hose	1
50-16-0015	-- *SELECT HOSE BAY 3* (BAYS GO L TO R)	1
50-17-0100	-- 1 3/4 Hose-(OR USE DROP DOWN)	1
50-17-0101	-- 1 3/4" Hose-100 feet	1
50-18-0005	-- NO AUX/ADDITIONAL Hose stored in top of bay above Primary hose	1
50-16-0020	-- *SELECT HOSE BAY 4* (BAYS GO L TO R)	1
50-17-0100	-- 1 3/4 Hose-(OR USE DROP DOWN)	1
50-17-0101	-- 1 3/4" Hose-100 feet	1
50-18-0005	-- NO AUX/ADDITIONAL Hose stored in top of bay above Primary hose	1
61-00-5710	-- UPF Poly Tank - 750 gal pumper rescue pumper	1
61-00-4000	-- UPF Poly Tank Verbiage	1
61-00-4100	-- Fill Tower & Overflow 4"	1
61-00-4200	-- Fill Tower Location - Left Fr Hosebed	1
61-00-4300	-- Tank Sump Verbiage (USE for 1 TTP Valve)	1
61-00-4310	-- Sump 3" Plug (no valve)	1
61-00-4400	-- Tank Outlets Verbiage	1
61-10-0000	-- NO Rear Tank Dump Package	1
62-25-0005	-- Ladder Compartment beside Booster Tank - Right or Left (Door matches overlay)	1
62-25-1200	-- Ladder Compt Made of 1/8" Smooth Aluminum	1
62-27-0010	-- Ladder Compt on RIGHT side of tank	1
62-29-0020	-- Compt open in pump compartment	1
62-35-0015	-- Duo Safety Ladders for Ladder Compartments- ER Supplied Ladders	1
62-35-1010	-- Duo Safety Package-(1)-2 or 3 section ext /(1-2)-Roof/(0-1)- Folding	1

PART NO	DESCRIPTION	QTY
90-11-0070	-- Duo Safety 24' Alum 900A 2 sect	1
90-12-0030	-- Duo Safety 14' Alum 775A roof	1
90-13-0030	-- Duo Safety 10' Alum 585A attic	1
62-38-0025	-- (2) Pike Poles Storage Tubes- Fire Department Supplied Pike Poles	1
62-40-0000	-- NO Additional storage above ladder compt (req's review by engineering)	1
66-15-0015	-- Add Chevron on Rear Door	1
65-00-0005	-- Suction Hose Storage, Split Depth HL/HR Compartments-No Ladder Rack	1
66-00-0200	-- Suction Hose Carriers, Split Depth HL/HR compartments-No Ladder Rack	1
66-02-0105	-- (2) Suction Hose Carriers-6" x 10'-(1) LS and (1) RS Catwalk	1
66-08-0105	-- (2) Suction Hose for Carrier-ER Provided-6" x 10'	1
90-31-0110	-- {Qty} 6" x 10' w/ lightweight cplg - Clear PVC	2
90-40-0380	-- 6" Kochek K-Brite Barrel Strainer	1
66-00-0090	-- NO Auxiliary Suction Hose Storage	1
66-20-0010	-- NO Folding Tank Storage-Enclosed Compartment	1
50-60-0005	NO Rescue Equipment Storage Compartments (Stokes, Backboards, Little Giant)	1
51-05-0005	Vertical Unistrut (ALL) Body Compartments, Pumper (includes rear)	1
51-06-0010	Horizontal Unistrut -Upper Back Wall (USE pkg/opt indicator to add compartments)	1
51-06-0100	-- Horizontal Unistrut - L-1	1
51-06-0105	-- Horizontal Unistrut - L-2	1
51-06-0110	-- Horizontal Unistrut - L-3	1
51-06-0200	-- Horizontal Unistrut - R-1	1
51-06-0205	-- Horizontal Unistrut -R-2	1
51-06-0210	-- Horizontal Unistrut - R-3	1
52-13-0005	NO Over-Wheel Compartment Partitions	1
52-13-1300	NO Fixed Vertical Side Compartment Dividers	1
52-13-1400	NO Fixed Vertical B-1 Compartment Dividers	1
52-15-0010	NO Protective Matting-Compartment Floors	1
52-16-0002	NO Shelving or Roll Out Tray assemblies Provided	1
52-39-0010	NO Toolboards	1
52-41-1005	NO Removable Tool Box, for tools, cribbing, etc...	1
52-80-0005	NO Breathing Air Cascade System	1
52-85-0010	NO SCBA Air Bottle Rack	1
52-91-0005	NO SCBA Bracket Package	1
53-00-0100	RUB RAIL PACKAGE - Pumper/Tanker-	1
53-00-0110	-- Side Rub Rails - Anodized Aluminum -	1
53-02-0105	-- Rear Rub Rail - Anodized Aluminum -	1
53-05-0100	-- NO Rub Rail Striping	1
53-15-0020	FOLDING STEPS, CPI Illuminated LED {DELETE IF NOT REQUIRED}	1
53-15-1415	-- Three (3) Right Forward Steps	1
53-30-4055	-- (1) 10" Illuminated Handrails, knurled Alum - above forward steps	1
58-60-0005	-- Step Light Activation - Park Brake	1
53-15-1715	-- Three (3) Right Rear Steps	1
53-30-4065	-- (1) 10" Illuminated Handrails, knurled Alum - above rear steps	1
58-60-0005	-- Step Light Activation - Park Brake	1
53-15-1215	-- Three (3) Left Forward Steps	1
53-30-4055	-- (1) 10" Illuminated Handrails, knurled Alum - above forward steps	1
58-60-0005	-- Step Light Activation - Park Brake	1
53-15-1615	-- Three (3) Left Rear Steps	1
53-30-4065	-- (1) 10" Illuminated Handrails, knurled Alum - above rear steps	1
58-60-0005	-- Step Light Activation - Park Brake	1
53-20-0110	Intermediate Rear Step -3/16" "Embossed" Aluminum Diamond Plate, Pumper/Tanker	1
53-20-0205	-- Intermediate Rear Step -Located below Hose Bed & hand rail-high as possible	1
58-50-0005	-- (1) Step Lighting, Spartan ERV LED Tube 9"	1
58-60-0005	-- Step Light Activation - Park Brake	1
53-22-0010	NO Rear/Side Access Ladder(s)	1
53-25-0015	NO Body Side Slide Out Platforms-Underbody Style	1
53-30-1005	HANDRAILS -Knurled Alum/Illuminated LED- pumper/tanker/rescue	1
53-30-1100	-- (Set of 3 Rear) -Knurled Alum/Illuminated LED-	1
53-32-0005	-- Illuminated Handrail Activation - Park Brake	1
56-58-0100	DUAL Tow Eyes Below Rear Compt (1 ea side)	1

PART NO	DESCRIPTION	QTY
56-61-6010	NO Rear with Sides Rescue/Winch Receivers (USE THIS OPT FOR INTEGRAL REAR & SID	1
56-61-6015	NO Rear Trailer Hitch Provisions Provided (DO NOT specify rear winch receiver)	1
56-61-6020	NO Side Rescue/Winch Receiver -REAR OF AXLE (DOES NOT INC REAR)	1
56-61-6060	NO Front Rescue/Winch Reciever	1
84-20-0005	NO Hydraulic Hose Reel	1
84-45-0005	NO Utility Air Hose Reel	1
	== Star Pumper/Top & Side Control Midship Pump Electrical - 10.101 08/14/15 ==	1
70-01-0010	Multiplex Body Low Voltage Electrical System, Pumper & Tanker	1
70-02-0010	-- Spartan Custom Chassis is Multiplex	1
70-05-0300	-- NO TRANSLATION FOR VISTA (for export only to add when needed for Vista)	1
70-05-0410	-- Multiplex Vista- ER Standard/Discretion (NO Specs attached)	1
70-10-0010	-- Node (Location Option 1), Pumper & Tanker	1
70-37-0020	-- Underbody Perimeter Light Activation-Match Chassis Programming	1
72-2A-0010	Whelen Upper Lighting Package	1
72-2A-0105	-- Upper Zone A-Whelen	1
72-2A-0130	-- Lightbar (Chassis Provided)	1
75-02-0002	-- Light Bar switched -chassis provided	1
72-2H-0002	-- Upper Zone B&D Warning-Whelen	1
72-2H-0010	-- Front Side of Body Zone B&D - No Lights installed	1
72-2K-0010	-- Rear Side of Body Zone B&D - No Lights installed	1
72-2K-5000	-- NO Auxiliary Upper Zone B Warning	1
75-02-0102	-- Upper Side Lights Warning switch- NONE (No lights specified)	1
72-2M-0005	-- Upper Zone C Warning-Whelen	1
72-2M-0145	-- Zone C (2) L31H LED Beacons-Red LED	1
78-30-0010	-- Cast Aluminum Upper Zone C Light Stanchions	1
75-02-0205	-- Rear Lights switched with Emaster	1
74-2A-1000	Whelen Lower LED Lighting Package (KNOW REQUIREMENTS/QTYS)	1
74-2B-0005	-- Lower Zone A Warning -Whelen	1
74-2B-0010	-- Lower Zone A Warning (Chassis Provided)	1
74-2B-5000	-- NO Auxiliary Lower Zone A Warning (Packages N/A at this time, special for adds)	1
75-18-0002	-- Front Lights switched -chassis provided	1
74-2F-0005	-- Lower Zone B&D Warning -Whelen	1
74-2F-0510	-- Zone B&D - (4) Whelen 600 Series Super-LED	1
75-05-0205	-- Side Lights Standard Flash	1
75-10-0305	-- Side Lights are Red with Red Lenses	1
75-15-0105	-- (4) Side Lights located- Pumphouse/Rear Tailboard	1
74-2F-5000	-- NO Auxiliary Lower Zone B/D Warning	1
75-18-0105	-- Side Lights switched with Emaster	1
74-2J-0005	-- Lower Zone C Warning -Whelen	1
74-2J-0030	-- Zone C - (2) Whelen 600 Series Super-LED	1
75-05-0405	-- Rear Lights Standard Flash	1
75-10-0605	-- Rear Lights are Red with Red Lenses	1
74-2J-5000	-- NO Auxiliary Lower Zone C Warning (Pkgs N/A at this time, special for adds)	1
75-18-0205	-- Rear Lights switched with Emaster	1
74-6J-0010	-- Lower Zones B&D Cast Aluminum Light Housing	1
75-20-0310	-- Whelen LED Stop/Turn/BU Assembly (600 series)	1
75-20-0540	-- Whelen 600 series 3 Position Vertical Casting	1
75-21-0010	-- Backup Lights to illuminate in reverse only	1
75-25-0010	Weldon RED DOT Lighting - (7 total LED)- Lights high at rear	1
70-26-0010	-- NO Auxiliary Turn Indicator Lights	1
75-25-0155	-- (2 lights per side) Weldon Intermediate Amber Lighting (Req. for apparatus >30 '	1
75-25-0175	-- Intermediate Turn Signals (mid turn, flash with turn signal)	1
76-29-0005	NO Body Side Back Up Lights	1
76-30-0010	NO Rear Directional Light Bar	1
77-00-0005	NO Rear View Camera System	1
77-06-0000	NO Rear/Body Collision Avoidance/Sensor System	1
78-40-0005	NO 12-Volt Accessory Power	1
78-44-0110	12V Scene Lighting Options-Pumper/tanker-SELECT LOCATIONS	1
78-45-0020	-- NO 12 Volt Body Side Stationary Scene Lights	1
78-45-0030	-- NO 12 Volt Rear of Body Stationary Scene Lights	1

PART NO	DESCRIPTION	QTY
78-45-0035	-- NO 12 Volt Front Brow Scene Lights (Check SparCON 1st on custom cabs)	1
78-45-0040	-- NO 12 Volt Pedestals Scene Lights	1
78-50-2005	-- (2) Top Mount Telights -Mount Down Forward Tubes Pump Compt (SIDE CONTROL MOD)	1
78-79-2205	-- Whelen Pioneer Super-LED w/single flood (PFA1P) top mt./top raise	2
82-05-0010	-- NO Steady Rest Bracket(s) Provided for telights	2
82-05-0115	-- "Up" Indicator Switch on the Light Pole(s)	2
82-05-0225	-- Light Switch on the Pole/Pedestal Mount Adapter	2
82-60-0090	-- Body Side Scene light(s) switched on the rocker panel-Individual Switches	1
78-45-0060	-- NO 12 Volt "SIDE" Mount Telescoping Scene Lights	1
80-05-0005	NO Generator/Auxiliary Power Unit (APU)	1
80-80-0000	-- NO Line Voltage Outlets (120V/Shorepower)	1
83-40-0010	NO 12V or 120V Light Tower	1
	== Star Pumper/Top & Side Control Midship Pump Extras - 10.101 08/14/15 ==	1
88-50-0000	=LETTERING & STRIPING / PDF=	1
88-50-0250	Striping-Reflective	1
88-58-1000	-- Reflective Stripe - 1" x 4" x 1"	1
88-59-1000	-- Stripe to be applied in a 'Straight Line' Pattern	1
88-60-0100	-- Stripe to be White	1
88-61-5000	-- NO Stripe Edging	1
88-61-0000	-- NO Compartment Border 1/2" Striping	1
88-61-5100	-- NO Corner Scrolls	1
88-65-1000	Diamond Grade Retro-reflective Chevron Striping (REAR) Pumper/Rescue/Aerial	1
88-65-1009	-- NO Chevron Striping On Front Bumper	1
88-66-1200	-- Striping to be Red/Fluorescent Yellow-Green	1
88-70-0005	Body Lettering	1
88-70-0150	-- Gold Leaf Scotchcal-Body/Cab - max 100 letters-3"	1
88-73-0010	-- NO Auxiliary Lettering-Body	1
88-73-0020	-- NO Additional Lettering-Body	1
88-76-0010	Decals (ER will NOT install customer/dealer provided decals)	1
88-76-0035	-- ER Installed Decals	1
88-76-0110	-- (Pair) Gold Scotchcal Maltese Cross	1
88-76-1010	-- Upper Cab-1 each side	1
88-76-1205	-- NO Auxiliary Decals	1
88-76-1210	-- NO Additional Decals	1
88-78-0000	License Plate Mounting Options	1
88-78-4050	-- CPI Cast Aluminum License Plate Bracket (fully enclosed) w/ LED Light	1
90-00-0000	EQUIPMENT, Pumper, Tanker	1
90-03-1000	-- Zico Folding Wheel Chocks, #SAC-44-E (WATCH MTS, USE SMART STORAGE IF APPLIC)	1
90-03-1100	-- (1-set) Zico Folding Wheel Chock -horiz mounting brackets--LF body- #SQCH-44-	1
90-08-0010	-- Ladders, Pumper, Tanker	1
90-08-0120	-- Ladders Called out In Specs Above (If need more added, use Add/Browse function)	1
90-20-0010	-- Pike Poles (pumpers/tankers)	1
90-20-0150	-- Pike Poles Called out In Specs Above (If need more added, use Add/Browse)	1
90-30-0010	-- Hard Suction Hose	1
90-31-0040	-- Suction Hose Called out In Specs Above (If need more added, use Aux. Option)	1
90-34-1000	-- No Auxiliary Suction Hose Required	1
90-40-0010	-- Strainers	1
90-40-0130	-- Strainer Called out In Specs Above (If need more added, use Aux. Option)	1
90-40-0500	-- NO Auxiliary Strainer	1
90-60-0000	-- Folding Tanks	1
90-60-0010	-- No Folding Tank	1
90-80-0010	-- Fire Extinguishers	1
90-80-0110	-- Fire Department Supplied Fire Extinguishers	1
91-10-0010	-- Rechargeable Flashlights	1
91-10-0030	-- Fire Department Supplied Portable Hand Lights	1
91-22-0010	-- Flares	1
91-22-0110	-- Fire Department Supplied Flares	5
91-23-0010	-- Traffic Cones	1
91-23-0120	-- Fire Department Supplied Traffic Cones	5
91-23-0200	-- Traffic Vest	1

PART NO	DESCRIPTION	QTY
91-23-0220	-- Fire Department Supplied Traffic Vest	5
91-24-0001	-- AED	1
91-24-0054	-- Fire Department Supplied AED	1
91-25-0001	-- First Aid Kit	1
91-25-0054	-- Fire Department Supplied First Aid Kit	1
91-26-0010	-- Salvage Covers	1
91-26-0120	-- Fire Department Supplied Salvage Covers	1
91-29-0010	-- Axes	1
91-29-0030	-- Fire Department Supplied Axes	1
91-35-0000	-- Spanner Wrenches	1
91-35-0054	-- Fire Department Supplied Spanner & Hydrant Wrenches	1
91-36-0000	-- Nozzles	1
91-36-0054	-- Fire Department Supplied Nozzles	1
91-40-0010	-- Hand Held Tools , Pumpers/Tankers/Rescues	1
91-40-0100	-- Claw Tool	1
91-40-0110	-- Fire Department Supplied Claw Tool	2
91-40-0200	-- Halligan Tool	1
91-40-0210	-- Fire Department Supplied HalliganTool	1
91-40-0300	-- Crowbars	1
91-40-0310	-- Fire Department Supplied Crowbar	2
91-40-0500	-- Sledge Hammer	1
91-40-0510	-- Fire Department Supplied Sledge Hammer	1
91-40-0615	-- Rubber Mallet-Fire Department Supplied	1
91-40-0700	-- Shovels	1
91-40-0710	-- Fire Department Supplied Shovels	2
91-40-0800	-- Bolt Cutter	1
91-40-0810	-- Fire Department Supplied Bolt Cutter	1
91-70-0000	-- Supply Hose	1
91-70-0054	-- Fire Department Supplied Fire Hose	1
92-01-0100	-- Adaptors	1
92-01-0154	-- Fire Department Supplied Adaptors	1
92-10-0100	-- SCBA & Cylinders	1
92-10-0154	-- Fire Department Supplied SCBA	4

VEHICLE

0100-012	MODEL	Gladiator
8012-111	CUSTOMERS / OEMS	Spartan ERV (CMF1000)[1004096]
8011-017	MODEL YEAR	Model Year - 2017
8001-001	COUNTRY OF SERVICE	Country of Service United States Of America
8006-009	APPARATUS TYPE	Apparatus Type Pumper
8008-001	VEHICLE TYPE	Vehicle Type Straight Truck
0104-001	AXLE CONFIGURATION	Axle Configuration 4x2 (Rear Axle Drive Only)
0101-004	GROSS AXLE WEIGHT RATINGS FRONT	GAWR Front 21500#
0102-004	GROSS AXLE WEIGHT RATINGS REAR	GAWR Rear 27000#
8010-002	PUMP PROVISION	Pump Provision Driveline Midship

CAB

1000-004	CAB STYLE	Cab Style MFD 10" Raised Roof
8101-103	OCCUPANT PROTECTION	Occupant Protection Advanced Protection System
1501-002	CAB FRONT FASCIA	Cab Frt Fascia Classic
1518-025	FRONT GRILLE	Cab Frt Grille Hinged Classic Styled
1551-002	CAB UNDERCOAT	Cab Undercoat
1552-002	CAB SIDE DRIP RAIL	Cab Side Drip Rail
1521-001	CAB PAINT EXTERIOR	Cab Paint Exterior Single Color
1533-001	CAB PAINT MANUFACTURER	Cab Paint Manufacturer PPG
1522-086	CAB PAINT PRIMARY/LOWER COLOR	Cab Paint Primary/Lower Color PPG Red FBCH 71663
8013-036	CAB PAINT WARRANTY	Cab Paint Warranty 2017 (10) Year/100,000 Miles
1334-036	CAB PAINT INTERIOR	Cab Paint Int Multi-tone Silver Gray
1005-001	CAB ENTRY DOORS	Cab Entry Doors (4)
1101-001	CAB ENTRY DOOR TYPE	Cab Entry Door Type Full Length
1322-002	CAB INSULATION	Cab Insulation
8004-023	CAB STRUCTURAL WARRANTY	Cab Structural Warranty 2017 (10) Year/100,000 Miles
9001-006	CAB TEST INFORMATION	Cab Test Information Crash Test ECE-R29/SAE J2420/SAE J2422

ELECTRICAL POWER DISTRIBUTION

5000-002	ELECTRICAL SYSTEM	Elec System 12V DC MUX
5005-200	MULTIPLEX DISPLAY	MUX Display Weldon Vista LH Sw Pnl
5622-003	DATA RECORDING SYSTEM	Data Recording Sys Vehicle Data Weldon MUX
5031-005	ACCESSORY POWER	Accessory Pwr & Gnd Stud 40A Batt Dir & 15A Ign Sw & 225A Batt Dir OEM Conn
5030-048	AUXILIARY ACCESSORY POWER	Aux Acc Pwr 10 Fuse Pnl Bhd Off Seat w/40A Fuse Batt Dir
5011-001	EXTERIOR ELECTRICAL TERMINAL COATING	Exterior Electrical Terminal Coating Spray On Plasti Dip

ENGINE

1701-146	ENGINE	Engine Diesel 450HP Cummins ISL9 - EPA 2013
----------	---------------	---

1329-002	CAB ENGINE TUNNEL	Cab Engine Tunnel Large
1731-002	DIESEL PARTICULATE FILTER CONTROLS	DPF Ctrl Regeneration Sw & Inhibit Sw
1718-002	ENGINE PROGRAMMING HIGH IDLE SPEED	Engine Programming High Idle Speed 1250 RPM
1719-005	ENGINE HIGH IDLE CONTROL	Engine High Idle Ctrl Manual and Automatic w/V-MUX
1710-001	ENGINE PROGRAMMING ROAD SPEED GOVERNOR	Engine Programming Road Speed Governor Enabled
1713-010	AUXILIARY ENGINE BRAKE	Aux Engine Brake Compression Brake w/VG Turbo
1708-008	AUXILIARY ENGINE BRAKE CONTROL	Aux Engine Brake Ctrl Off/Low/Med/High MUX
1720-003	ELECTRONIC ENGINE OIL LEVEL INDICATOR	Elec Engine Oil Level Indicator
1715-001	FLUID FILLS	Fluid Fills Fwd For Med Displacement Cap
1735-001	ENGINE DRAIN PLUG	Engine Drain Plug
8002-001	ENGINE WARRANTY	Engine Warranty Cummins (5) Year/100,000 Miles
1706-011	REMOTE THROTTLE CONTROL	Rmt Throttle Ctrl PSG Fire Research In Control 400
1707-028	REMOTE THROTTLE HARNESS	Rmt Throttle Harness PSG Fire Rsrch In Control 300/400 Side Mnt
1721-001	ENGINE PROGRAMMING REMOTE THROTTLE	Engine Program Rmt Throttle Off
1727-001	ENGINE PROGRAMMING IDLE SPEED	Engine Programming Idle Speed 700 RPM

COOLING

2704-002	ENGINE FAN DRIVE	Engine Fan Drive Clutch
2701-010	ENGINE COOLING SYSTEM	Engine Cooling Sys Serial Flow Medium
2711-005	ENGINE COOLING SYSTEM PROTECTION	Engine Cooling System Protection Light Duty Skid Plate Paint Frame Color
2708-001	ENGINE COOLANT	Engine Coolant Extended Life
2706-003	ELECTRONIC COOLANT LEVEL INDICATOR	Elec Low Coolant Level Indicator
2705-002	ENGINE PUMP HEAT EXCHANGER	Engine Pump Heat Exchanger
2709-004	COOLANT HOSES	Coolant Hoses Silicone Heater & Radiator w/Cab Int Rubber Hoses

AIR INTAKE

2801-005	ENGINE AIR INTAKE	Engine Air Intake Filtration and Restriction w/Replaceable Element
2802-003	AIR INTAKE PROTECTION	Air Intake Protection Light Duty Skid Plate Painted Frame Color

EXHAUST

2901-030	ENGINE EXHAUST SYSTEM	Eng Exhaust Sys Under Frm RH Fwd Outboard w/DPF/SCR Inline
2907-008	DIESEL EXHAUST FLUID TANK	Diesel Exhaust Fluid Tank LH 6 Gal Fill Thru Rr Step w/Label
2902-010	ENGINE EXHAUST ACCESSORIES	Engine Exh Acc Exh Temp Mitigation
2906-002	ENGINE EXHAUST WRAP	Engine Exhaust Wrap

TRANSMISSION

1801-015	TRANSMISSION	Transmission Allison 3000 EVS
1806-001	TRANSMISSION MODE PROGRAMMING	Transmission Mode Programming 4th Startup/5th Mode
1811-004	TRANSMISSION FEATURE	Transmission Feature Programming Allison Gen V-E I/O Package

	PROGRAMMING	198/Pumper
1815-002	ELECTRONIC TRANSMISSION OIL LEVEL INDICATOR	Elec Transmission Oil Level Indicator
1807-005	TRANSMISSION SHIFT SELECTOR	Transmission GEN V-E Shift Sel Key Pad/Push Button
1814-002	TRANSMISSION PRE-SELECT WITH AUXILIARY BRAKE	2nd Gear Pre-Select
1808-007	TRANSMISSION COOLING SYSTEM	Transmission Cooling System
1817-001	TRANSMISSION DRAIN PLUG	Transmission Drain Plug
8005-001	TRANSMISSION WARRANTY	Transmission Warranty Allison (5) Year

POWER TAKE OFF

2005-009	PTO LOCATION	PTO Location 8:00/4:00
----------	---------------------	------------------------

DRIVELINE

3001-001	DRIVELINE	Driveline Spicer 1710 HD
3005-002	MIDSHIP PUMP / GEARBOX	Midship Pump Jackshaft Only
3008-054	MIDSHIP PUMP / GEARBOX MODEL	Midship Pump/Gearbox Model Hale QMAX
3048-004	MIDSHIP PUMP GEARBOX DROP	Midship Pump Gearbox Drop Hale "L"
3009-020	MIDSHIP PUMP RATIO	Midship Pump Ratio 2.28:1 (23)
3010-080 0	MIDSHIP PUMP LOCATION C/L SUCTION TO C/L REAR AXLE	Midship Pump Location C/L Suction to C/L Rear Axle 80.0"

FUEL SYSTEMS

3109-021	FUEL FILTER/WATER SEPARATOR	Fuel Filter/Wtr Separator Fleetguard FS1003 w/Lt & Alarm
3111-001	FUEL LINES	Fuel Lines Nylon
3104-016	FUEL SHUTOFF VALVE	Fuel Shutoff Valve at Primary Filter w/Label
3103-008	ELECTRIC FUEL PRIMER	Electric Fuel Primer Engine Sply Electric Lift Pump
3101-101	FUEL TANK	Fuel Tank 50 Gallon
3130-002	FUEL TANK MATERIAL AND FINISH	Fuel Tank Material Steel & Finish Spar-Liner
3131-002	FUEL TANK STRAP MATERIAL	Fuel Tank Strap Material SS
3102-007	FUEL TANK FILL PORT	Fuel Tank Fill Port LH Rwd/RH Mid
3114-002	FUEL TANK SERVICEABILITY PROVISIONS	Fuel Tank Serviceability Prov 8' Fuel Line Extension
3115-001	FUEL TANK DRAIN PLUG	Fuel Tank Drain Plug

FRONT AXLE

2401-004	FRONT AXLE	Frt Axle Meritor MFS 21500# Beam
8059-013	FRONT AXLE WARRANTY	Front Axle Warranty Meritor 2017
2405-001	FRONT WHEEL BEARING LUBRICATION	Frt Wheel Bearing Lube Oil

FRONT SUSPENSION

2502-002	FRONT SHOCK ABSORBERS	Frt Shock Absorbers Bilstein
2501-006	FRONT SUSPENSION	Frt Suspension 9 Leaf 20000-21500#

STEERING

2601-006	STEERING COLUMN/WHEEL	Steering Column/Wheel Tilt/Telescopic 18" 4 Spoke
2609-002	ELECTRONIC POWER STEERING FLUID LEVEL INDICATOR	Elec Power Steering Fluid Level Indicator
2603-001	POWER STEERING PUMP	Power Steering Pump TRW
2606-009	FRONT AXLE CRAMP ANGLE	Front Axle Cramp Angle 48L/44R Degrees
2610-005	POWER STEERING GEAR	Power Steering Gear TRW TAS 85 w/Assist
2608-001	CHASSIS ALIGNMENT	Chassis Alignment

REAR AXLE

3401-003	REAR AXLE	Rear Axle 27000# Meritor RS-25-160
3403-001	REAR AXLE DIFFERENTIAL LUBRICATION	Rear Axle Differential Lubrication Oil
8061-010	REAR AXLE WARRANTY	Rear Axle Warranty Meritor 2017
3412-002	WHEEL HUB PAINT	Wheel Hub Paint Primary/Lwr Cab Color
3411-001	REAR WHEEL BEARING LUBRICATION	Rear Wheel Bearing Lubrication Oil
3408-004	VEHICLE TOP SPEED	Vehicle Top Speed 65 MPH

REAR SUSPENSION

3501-032	REAR SUSPENSION	Rear Susp Reyco 79KB Spring 21000-31500# Conventional
----------	------------------------	---

TIRES

3601-037	FRONT TIRE	Frt Tire 425/65R 22.5 Goodyear G296 MSA
3602-061	REAR TIRE	Rear Tire 12R 22.5 Goodyear G182 RSD
3413-538	REAR AXLE RATIO	Rear Axle Ratio 5.38
3606-003	TIRE PRESSURE EQUALIZATION SYSTEM	Tire Pressure Equalization System Crossfire Voucher
3614-009	TIRE PRESSURE INDICATOR	Tire Pressure Ind Frt Only Pop Up Voucher

WHEELS

3701-034	FRONT WHEEL	Frt Wheel Alcoa Dura-Bright LvL One 22.5 x 12.25 Alum
3703-028	REAR WHEEL	Rr Whl Alcoa Dura-Bright LvL One 22.5 x 8.25 Alum
3719-002	BALANCE WHEELS AND TIRES	Balance Wheels & Tires
3702-002	WHEEL TRIM	Wheel Trim Hub & Nut Covers SS Shiploose
3725-003	WHEEL GUARDS	Wheel Guards Between Dual Wheels & All Axles

BRAKES

3205-012	BRAKE SYSTEM	Brake System ABS/ATC/ESC Sgl Axle
3206-003	FRONT BRAKES	Frt Brakes Meritor EX225 Disc 17"
3207-005	REAR BRAKES	Rr Brakes S-Cam Drum 16.5" x 7" Cast Iron Shoe
3208-001	PARK BRAKE	Prk Brake Rr Wheels Only
3204-035	PARK BRAKE CONTROL	Prk Brake Ctrl LH Tunnel Mnt, Integrated w/Shift Pod Console w/Guard
3214-001	REAR BRAKE SLACK ADJUSTERS	Rr Brake Slack Adjusters Meritor
3202-005	AIR DRYER	Air Dryer Wabco System Saver 1200 Bhd LH Batt Box

3215-004	FRONT BRAKE CHAMBERS	Frt Brake Chambers MGM Type 24 Long Stroke
3210-015	REAR BRAKE CHAMBERS	Rr Brake Chambers TSE 30/36 Long Stroke

AIR SUPPLY SYSTEMS

3320-001	AIR COMPRESSOR	Air Compressor Wabco SS318 18.7 CFM
3339-004	AIR GOVERNOR	Air Governor Mnt on Air Dryer Bracket
3305-012	AUXILIARY AIR RESERVOIR	Aux Air Reservoir 2084 Cu In Painted Yellow
3303-008	MOISTURE EJECTORS	Moisture Ejectors w/Cable/Auto Wet Tank w/Cable
3307-001	AIR SUPPLY LINES	Air Sply Lines Nylon
3313-002	AUXILIARY AIR CONNECTION	Aux Air Conn Under Dash
3334-002	AIR TANK SPACERS	Air Tank Spacers Inboard 1.5"
3338-002	REAR AIR TANK MOUNTING	Rear Air Tank Mnt Any Bhd Rear Axle Perpendicular w/Frame

FRAME

2103-176 0	WHEELBASE	Wheelbase 176.0"
2106-047 0	REAR OVERHANG	Rear Overhang 47.0"
2101-002	FRAME	Frame Double Channel 35.00" Width
8007-019	FRAME WARRANTY	Frame Warranty Lifetime 2017
2118-004	REAR TOW DEVICE	Rear Tow Device Spartan ERV Pumper Pattern
2117-002	FRAME CLEAR AREA	Frame Clear Area Inside Rail 30" Rwd Back of Cab
2110-118	FRAME PAINT	Frame Paint Hot Dipped Galvanized

BUMPER

2201-001	FRONT BUMPER	Frt Bumper Stainless Steel Flat
2202-006	FRONT BUMPER EXTENSION LENGTH	Frt Bumper Extension Length 24"
2226-004	FRONT BUMPER EXTENSION FRAME WIDTH	Frt Bumper Extension Frame Width 48.25"
2208-007	FRONT BUMPER APRON	Frt Bumper Apron For 24" Extension
2211-003	FRONT BUMPER COMPARTMENT CENTER	Frt Bumper Cmpt Ctr w/Cover
2210-004	FRONT BUMPER COMPARTMENT COVER HARDWARE	Frt Bumper Cmpt Cover Hardware Gas Cylinder/Flush Latch
5501-020	AIR HORN	Air Horn (2) 21" Round Hadley E-Tone
2216-004	AIR HORN LOCATION	Air Horn Location (2) Frt Bmpr Face LH
2232-002	AIR HORN RESERVOIR	Air Horn Reservoir (1) 1200 Cu In
5504-029	ELECTRONIC SIREN SPEAKER	Elect Siren Speaker 100W Cast Products SA4301
2217-034	ELECTRONIC SIREN SPEAKER LOCATION	Elec Siren Speaker Location Frt Bmpr Face RH
2204-002	FRONT BUMPER TOW EYES	Frt Bumper Tow Eyes 2" Painted Below

CAB TILT

2301-001	CAB TILT SYSTEM	Cab Tilt System
2305-002	CAB TILT CONTROL RECEPTACLE	Cab Tilt Ctrl Receptacle RH Bumper Tail

2307-003 CAB TILT NOISE DAMPENER

Cab Tilt Noise Dampener Spray-On

CAB GLASS

1401-009	CAB WINDSHIELD	Cab Windshield
1402-005	GLASS FRONT DOOR	Glass Frt Dr Roll Down/XDuty Regulator
1407-001	GLASS TINT FRONT DOOR	Glass Tint Frt Dr Automotive Green
1419-012	GLASS REAR DOOR RIGHT HAND	Glass Rr Dr RH Roll Down/XDuty Regulator
1430-001	GLASS TINT REAR DOOR RIGHT HAND	Glass Tint Rr Door RH Automotive Green
1412-013	GLASS REAR DOOR LEFT HAND	Glass Rr Dr LH Roll Down/XDuty Regulator
1431-001	GLASS TINT REAR DOOR LEFT HAND	Glass Tint Rr Door LH Automotive Green
1410-003	GLASS SIDE MID RIGHT HAND	Glass Side Mid RH Fxd 16"W x 26"H
1432-001	GLASS TINT SIDE MID RIGHT HAND	Glass Tint Side Mid RH Automotive Green
1409-003	GLASS SIDE MID LEFT HAND	Glass Side Mid LH Fxd 16"W x 26"H
1433-001	GLASS TINT SIDE MID LEFT HAND	Glass Tint Side Mid LH Automotive Green

CLIMATE CONTROL

1614-202	CLIMATE CONTROL	Climate Ctrl Htr Defroster A/C SGM Ovrhd Painted Alum
1632-002	CLIMATE CONTROL DRAIN	Climate Control Drain Gravity
1617-108	CLIMATE CONTROL ACTIVATION	Climate Ctrl Actv MUX
1620-015	HVAC OVERHEAD COVER PAINT	HVAC Overhead Cover Paint Multi-tone Silver Gray
1603-003	A/C CONDENSER LOCATION	A/C Condenser Location Roof Mnt Fwd Ctr
1601-013	A/C COMPRESSOR	A/C Compressor TM-31/QP-31
1530-001	UNDER CAB INSULATION	Under Cab Insulation Engine Tunnel

CAB INTERIOR

1327-001	INTERIOR TRIM FLOOR	Interior Trim Floor
1302-001	INTERIOR TRIM	Interior Trim Vinyl
1368-002	REAR WALL INTERIOR TRIM	Rear Wall Interior Trim Vinyl
1306-006	HEADER TRIM	Header Trim XDuty
1305-018	TRIM CENTER DASH	Trim Center Dash XDuty w/Radio Pocket
1339-102	TRIM LEFT HAND DASH	Trim LH Dash XDuty
1321-004	TRIM RIGHT HAND DASH	Trim RH Dash XDuty Glove Cmpt/MDT Prov
1307-002	ENGINE TUNNEL TRIM	Eng Tnl Trim Flr Mat
1310-026	ENGINE TUNNEL ACCESSORIES	Eng Tnl Acc Console w/Cupholders & Lid
5040-061	POWER POINT DASH MOUNT	Pwr Pnt Dash Mnt Batt Dir (1) Sw Pnl/(1) Rkr Position Dual USB Ports Sw Pnl
1303-003	STEP TRIM	Step Trim Indented Lwr TPlt Mid
1336-002	STEP TRIM KICKPLATE	Step Trim Kickplate Treadplate
1379-004	UNDER CAB ACCESS DOOR	Under Cab Access Door Rear Step LH Tread Plate
1102-013	INTERIOR DOOR TRIM	Interior Door Trim Painted
1323-003	DOOR TRIM CUSTOMER NAMEPLATE	Door Trim Customer Nameplate Ship Loose
1105-001	CAB DOOR TRIM REFLECTIVE	Cab Dr Trim Reflective Vert Stripe/6" Chevron w/Logo
1308-001	INTERIOR GRAB HANDLE "A" PILLAR	Interior Grab Handle 'A' Pillar 11" Molded
1332-008	INTERIOR GRAB HANDLE FRONT DOOR	Interior Grab Handle Frt Door Horiz 9"

1345-003	INTERIOR GRAB HANDLE REAR DOOR	Int Grab Handle Rr Dr Alum Window Span 30" Yellow Powder Coat
1319-028	ADDITIONAL INTERIOR GRAB HANDLE REAR DOOR	Addl Cab Int Grab Hndl Rr Dr Diag 30" Grab Bar Yel Pwdr Coat
1301-003	INTERIOR SOFT TRIM COLOR	Interior Soft Trim Color Gray
1337-001	INTERIOR TRIM SUNVISOR	Interior Trim Sunvisor Vinyl
1304-001	INTERIOR FLOOR MAT COLOR	Interior Floor Mat Color Gray
1335-017	CAB PAINT INTERIOR DOOR TRIM	Cab Paint Int Dr Trim Multi-tone Silver Gray
1371-017	HEADER TRIM INTERIOR PAINT	Header Trim Interior Paint Multi-tone Silver Gray
1370-019	TRIM CENTER DASH INTERIOR PAINT	Trim Center Dash Interior Paint Multi-tone Silver Gray
1378-018	TRIM LEFT HAND DASH INTERIOR PAINT	Trim LH Dash Interior Paint Multi-tone Silver Gray
1373-018	TRIM RIGHT HAND DASH INTERIOR PAINT	Trim RH Dash Interior Paint Multi-tone Silver Gray
1372-017	ENGINE TUNNEL ACCESSORIES PAINT	Eng Tnl Acc Paint Multi-tone Silver Gray
1344-002	DASH PANEL GROUP	Dash Pnl Group 3-Pnl
1312-002	SWITCHES CENTER PANEL	Switches Ctr Pnl 6 Upr LH
1313-002	SWITCHES LEFT PANEL	Switches Left Pnl 1 Wiper
1314-026	SWITCHES RIGHT PANEL	Switches Right Pnl 3 Lwr RH

CAB SEATS

1225-007	SEAT BELT WARNING	Seat Belt Warn Vista Display w/VDR
1237-005	SEAT MATERIAL	Seat Material Ballistic Plus
1243-003	SEAT COLOR	Seat Color Black/Red Seat Belts
1249-001	SEAT BACK LOGO	Seat Back Logo Spartan
1201-007	SEAT DRIVER	Seat Driver Bostrom Firefighter 8-Way Elect ABTS
1213-025	SEAT BACK DRIVER	Seat Back Driver Non-SCBA ABTS
1219-001	SEAT MOUNTING DRIVER	Seat Mounting Driver
8102-103	OCCUPANT PROTECTION DRIVER	Occupant Protection Driver Advanced Protection System
1202-009	SEAT OFFICER	Seat Officer Bostrom Firefighter Fixed ABTS
1214-034	SEAT BACK OFFICER	Seat Back Officer SCBA IMMI SmartDock
1220-002	SEAT MOUNTING OFFICER	Seat Mounting Officer
8103-103	OCCUPANT PROTECTION OFFICER	Occupant Protection Officer Advanced Protection System
1297-002	POWER SEAT WIRING	Power Seats Wiring Battery Direct
1273-001	SEAT BELT ORIENTATION CREW	Seat Belt Orientation Crew Outboard Shoulder To Inboard Hip
1263-001	SEAT REAR FACING OUTER LOCATION	Seat RFO Location (2) R/L
1203-007	SEAT CREW REAR FACING OUTER	Seat Crew RFO Bostrom Firefighter Flip-Up
1215-031	SEAT BACK REAR FACING OUTER	Seat Back RFO SCBA IMMI SmartDock
1221-009	SEAT MOUNTING REAR FACING OUTER	Seat Mounting RFO Rwd 2"
8104-103	OCCUPANT PROTECTION RFO	Occupant Protection RFO Advanced Protection System
1266-001	SEAT FORWARD FACING CENTER LOCATION	Seat FFC Location (2) Ctr
1206-012	SEAT CREW FORWARD FACING CENTER	Seat Crew FFC Bostrom Firefighter Flip-Up
1218-035	SEAT BACK FORWARD FACING CENTER	Seat Back FFC SCBA IMMI SmartDock
8107-102	OCCUPANT PROTECTION FFC	Occupant Protection FFC Advanced Protection System
1269-101	SEAT FRAME FORWARD FACING	Seat Frm Fwd Fcg Dual
1281-101	SEAT FRAME FORWARD FACING	Seat Frm Fwd Fcg Strg Acc Dr (2) R/L Sd

STORAGE ACCESS

1224-005	SEAT MOUNTING FORWARD FACING CENTER	Seat Mounting FFC As Far Apart As Possible Dual Bench
1311-101	CAB FRONT UNDERSEAT STORAGE ACCESS DOOR	Cab Frt Undrst Strg Acc Dr
1355-019	SEAT COMPARTMENT DOOR FINISH	Seat Compartment Door Finish Multi-tone Silver Gray

CAB EXTERIOR

1511-005	WINDSHIELD WIPER SYSTEM	Windshield Wiper System Single Motor Prk Brk Interlock
1534-002	ELECTRONIC WINDSHIELD FLUID LEVEL INDICATOR	Electronic Windshield Fluid Level Indicator
1103-001	CAB DOOR HARDWARE	Cab Door Hardware Chrome
1111-001	DOOR LOCKS	Door Locks Manual
1503-046	GRAB HANDLES	Grab Handles 3-Pc Alum Knurled Ltd 18" Actv w/Ignition
1527-008	AUXILIARY GRAB HANDLE	Aux Grab Handle 18" 3-Pc Alum Knurled Cab Face Ctr
1504-053	REARVIEW MIRRORS	Mirror West Coast Velvac 2010 Rmt Htd Ltd
1529-002	REARVIEW MIRROR HEAT SWITCH	Rearview Mirror Heat Sw Pnl
1513-001	CAB FENDER	Cab Fender SS
1514-003	MUD FLAPS FRONT	Mud Flaps Frt Wide
1526-021	CAB EXTERIOR FRONT & SIDE EMBLEMS	Cab Ext Frt & Side Emblems Spartan w/APS

START / CHARGING SYSTEMS

5109-007	IGNITION	Ign Mstr Sw Red w/Keyless Start
5101-002	BATTERY	Batt (6) Group 31 Harris
5106-005	BATTERY TRAY	Batt Tray (2) R/L SS
5107-008	BATTERY BOX COVER	Batt Box Cover (2) SS w/Black Handles
5102-002	BATTERY CABLE	Batt Cables w/Rmt Terminal Stud
5108-012	BATTERY JUMPER STUD	Batt Jumper Stud Frt LH Lwr Step 8" Apart w/Lexan Back Plate
5104-002	ALTERNATOR	Alternator Leece-Neville 320A

LINE VOLTAGE ELECTRICAL POWER DISTRIBUTION

5202-054	BATTERY CONDITIONER	Batt Cond Kussmaul 1200 Bhd Drv Seat
5203-025	BATTERY CONDITIONER DISPLAY	Batt Cond Display LH Mid Glass Kussmaul Auto Charge Deluxe
3314-026	AUXILIARY AIR COMPRESSOR	Aux Air Cmp Kussmaul Auto Pump HP 120V Bhd Drv Seat Tnl Mnt w/Auto Drain Vert
5204-055	ELECTRICAL INLET	Elec Inlet 120V 20A Auto Eject
5209-028	ELECTRICAL INLET LOCATION	Elec Inlet Location LH Mid Front Step Mid Rear
5210-005	ELECTRICAL INLET CONNECTION	Elec Inlet Conn to Batt Conditioner & Air Pump
5206-002	ELECTRICAL INLET COLOR	Elec Inlet Color Yellow

LIGHTING

5301-100	HEADLIGHTS	Headlights 4 Headlamps Halogen
5303-017	FRONT TURN SIGNALS	Frt Turn Signals Whelen M6 LED
5337-001	HEADLIGHT LOCATION	Headlights Below Frt Warn Lts

5348-003	REAR CAB WALL TURN SIGNALS	Rear Cab Wall Turn Signals Whelen M6 LED 18" High
5336-003	SIDE TURN/MARKER LIGHTS	Side Turn/Marker Lts LED
5302-003	MARKER & ICC LIGHTS	Marker & ICC Lts Face Mnt LED
5350-065	HEADLIGHT AND MARKER LIGHT ACTIVATION	Hdlt & Mrkr Lt Actv MUX/Prk Brk Ctrl
5308-038	GROUND LIGHTS	Ground Lts LED On w/Master Sw
5309-024	LOWER CAB STEP LIGHTS	Lwr Cab Step Lts LED w/Prk Brk
5382-002	INTERMEDIATE STEP LIGHTS	Intermediate Step Lts LED
5312-001	ENGINE COMPARTMENT LIGHT	Engine Cmpt Work Lt (1)
5403-062	LIGHTBAR PROVISION	Lightbar Prov Wire & Lwr Mnt Spartan Supply
5450-240	CAB FRONT LIGHTBAR	Cab Frt Ltbar Whelen Freedom F4N72QLED 6R4C Layout 1
5426-003	LIGHTBAR SWITCH	Lightbar Sw Vista
5330-030	REAR SCENE LIGHTS	Rear Scene Lts On-Scene Night-Axe Rough Service Walkway 12V LED 18"
5332-002	REAR SCENE LIGHT LOCATION	Rr Scene Lt Loc Top Ctr Rr Wall
5331-009	REAR SCENE LIGHT ACTIVATION	Rear Scene Lt Actv Sgl Sw MUX
5305-156	INTERIOR OVERHEAD LIGHTS	Interior Overhead Lts Weldon w/MUX Actv

OPTICAL WARNING DEVICES

5406-001	DO NOT MOVE APPARATUS LIGHT	Do Not Move App Lt Flashing Red w/Alarm
5422-002	MASTER WARNING SWITCH	Mstr Warn Sw MUX
5409-002	HEADLIGHT FLASHER	Headlight Flasher Alternating
5425-003	HEADLIGHT FLASHER SWITCH	Headlight Flasher Sw MUX
5404-045	INTERSECTION WARNING LIGHTS	Intersection Warn Lts Whelen M6 Super LED SingleFlash 75 Diag Pattern
5419-003	INTERSECTION WARNING LIGHTS COLOR	Int Warn Lts Color Red w/Clr Lens
5420-002	INTERSECTION WARNING LIGHTS LOCATION	Intersection Warn Lts Location Bumper Tail Rwd
5402-041	SIDE WARNING LIGHTS	Side Warn Lts Whelen M6 Super LED SingleFlash 75 Diag Pattern
5418-003	SIDE WARNING LIGHTS COLOR	Side Warn Lts Color Red w/Clr Lens
5412-002	SIDE WARNING LIGHTS LOCATION	Side Warn Lts Location Lwr Mid
5424-003	SIDE AND INTERSECTION WARNING SWITCH	Side & Intersection Warn Sw Vista
5407-003	INTERIOR DOOR OPEN WARNING LIGHTS	Int Dr Open Warn Lts Red Truck-Lite 4" LED Flsh

AUDIBLE WARNING DEVICES

5510-092	SIREN CONTROL HEAD	Siren Ctrl Head Whelen 295HFS2 w/Prk Brk Interlock
5514-005	HORN BUTTON SELECTOR SWITCH	Horn Btn Sel Sw Elec Horn/Air Horn MUX
5512-004	AIR HORN ACTIVATION	Air Horn Actv Strg Whl/PB Sw Pnl
5505-002	BACK-UP ALARM	Back-Up Alarm Ecco 575

INSTRUMENTATION

5601-019	INSTRUMENTATION	Instrumentation Standard
5624-001	BACKLIGHTING COLOR	Backlighting Color Red

COMMUNICATIONS SYSTEMS

5721-002	WI-FI HOTSPOT	Wi-Fi Hotspot Mobile Gateway Bhd Officer Seat
5722-002	WI-FI HOTSPOT ANTENNA	Wi-Fi Hotspot Antenna Cab Roof Mid RH Abv B-Pillar
5703-010	COMMUNICATION ANTENNA	Comm Ant Base RH Fwd Cab Rf Spartan Sply
5708-007	COMMUNICATION ANTENNA CABLE ROUTING	Comm Ant Cable Routing Behind RH Frt Seat
5709-010	AUXILIARY COMMUNICATION ANTENNA	Aux Comm Ant Base LH Fwd Cab RR Spartan Sply
5710-007	AUXILIARY COMMUNICATION ANTENNA CABLE ROUTING	Aux Comm Ant Cable Routing Behind RH Frt Seat
5711-011	ADDITIONAL COMMUNICATION ANTENNA	Addl Comm Ant AVL RH Ctr Cab Rf Cust Sply
5712-002	ADDITIONAL COMMUNICATION ANTENNA CABLE ROUTING	Addl Comm Ant Cable Routing Under Rkr Sw Pnl
5702-005	TWO-WAY RADIOS	Two-Way Radio Engine Tunnel Wiring Conduit
5020-001	PANEL LAYOUT	Panel Layout

ADDITIONAL EQUIPMENT

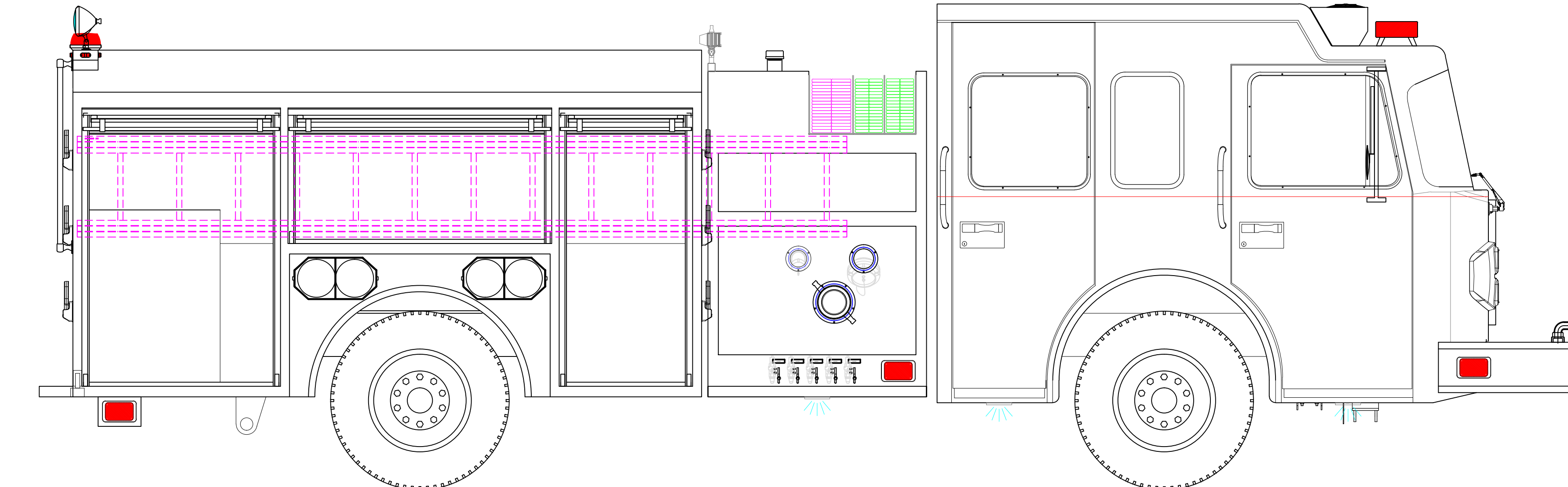
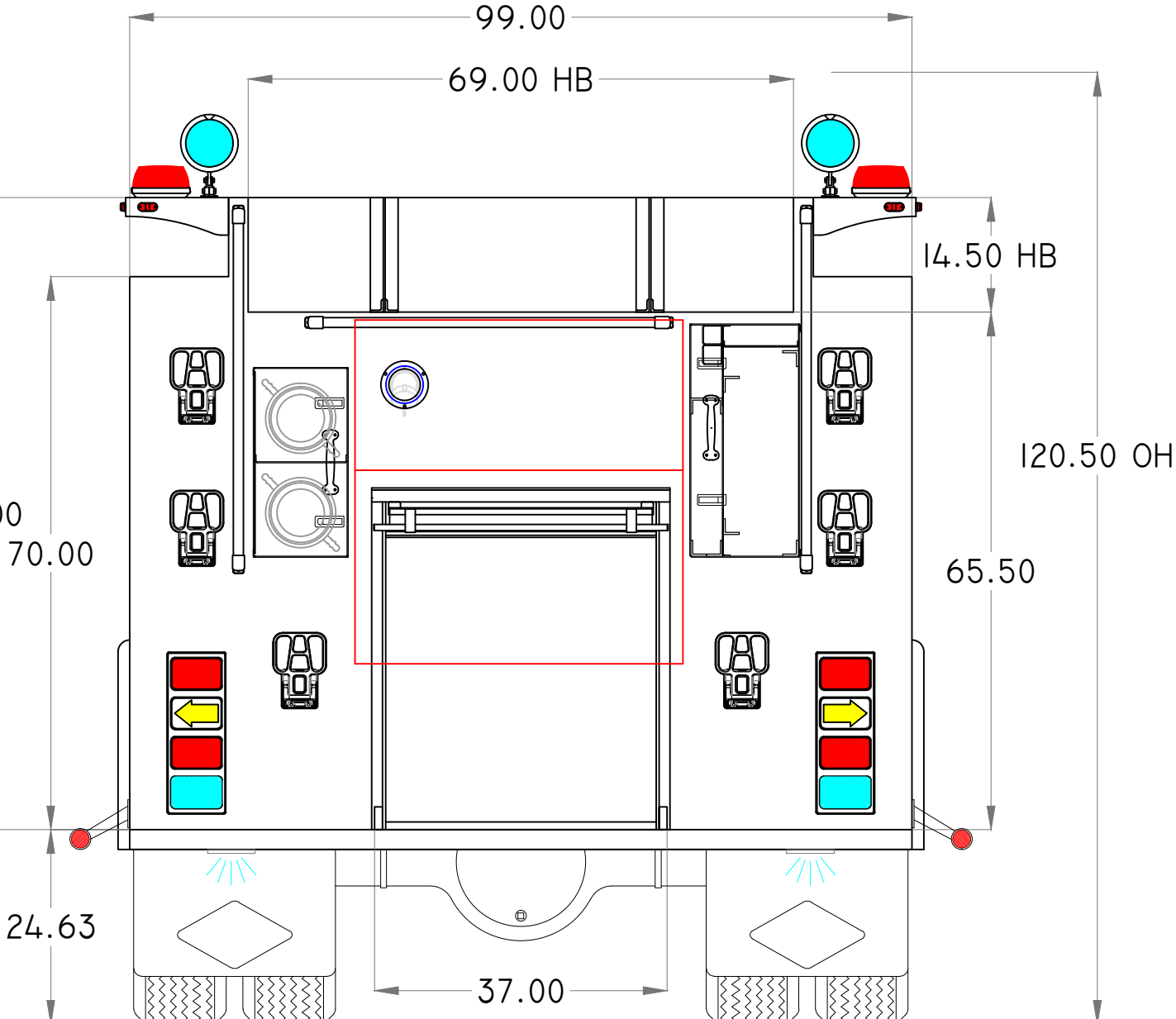
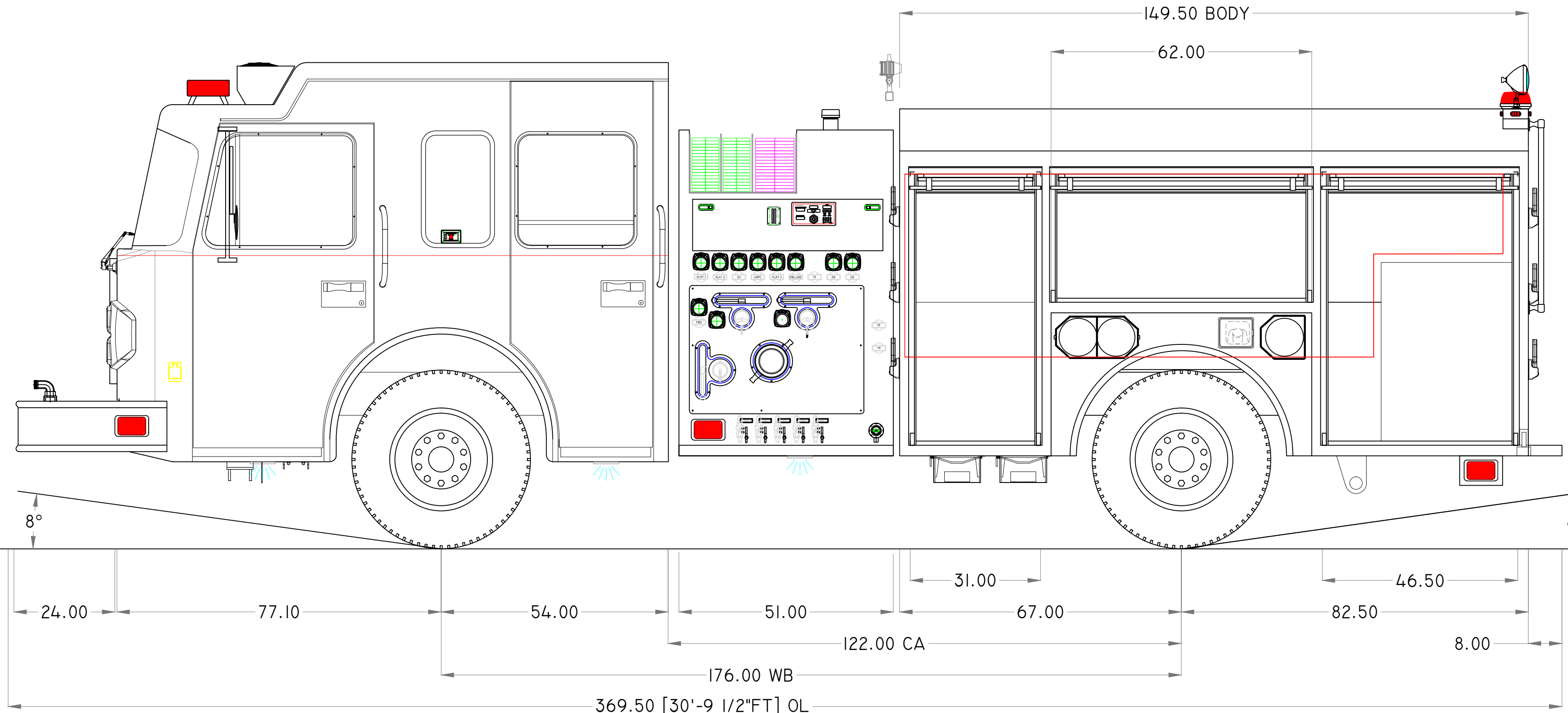
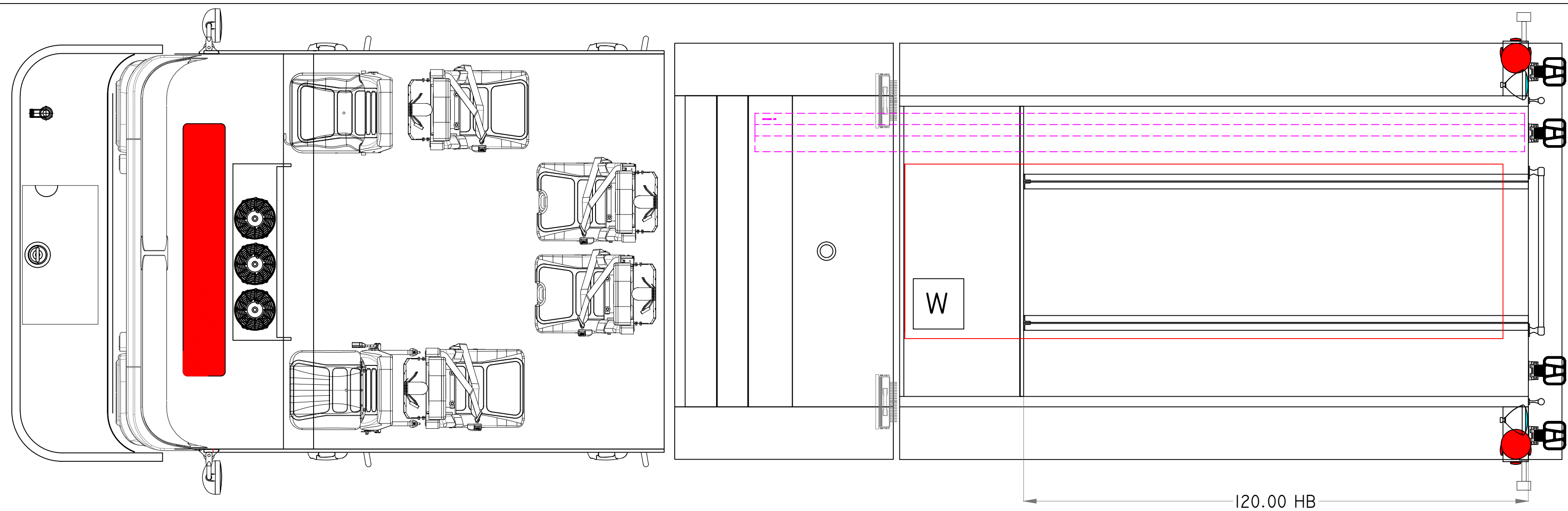
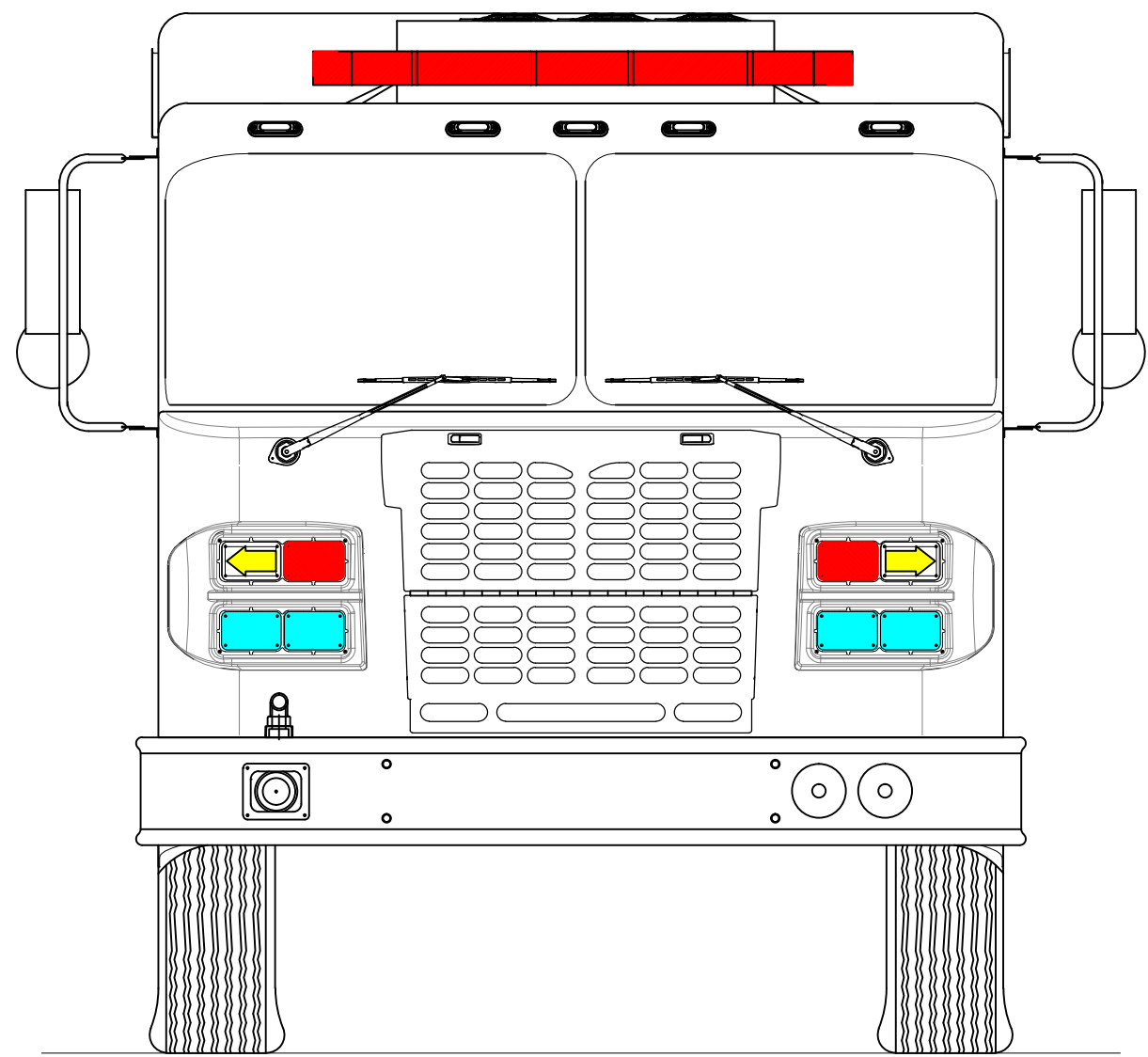
8814-002	CAB EXTERIOR PROTECTION	Cab Exterior Protection Front
8806-001	FIRE EXTINGUISHER	Fire Extinguisher Ship Loose
8807-002	ROAD SAFETY KIT	Road Safety Kit Shiploose
8810-001	DOOR KEYS	Door Keys for Manual Locks (4)
8811-003	DIAGNOSTIC SOFTWARE OCCUPANT PROTECTION	Diagnostic Software Occupant Protection Advanced Protection System

SALES ADMIN

8003-142	WARRANTY	Warranty Cab and Chassis 2017 (5) Year w/(2) Year Std (3) Year Ext
8017-001	CAB AND CHASSIS LABELING LANGUAGE	Cab and Chassis Labeling Language English
8030-014	CHASSIS OPERATION MANUAL	Chassis Operation Manual Digital Copy (2) USB Flash Drive
8031-024	ENGINE & TRANSMISSION OPERATION MANUAL	Eng & Trans Operation Man Eng Hard Copy/Trans Digital/Eng Owner Digital
8805-013	CAB/CHASSIS AS BUILT WIRING DIAGRAMS	Cab/Chassis As Built Wiring Diagrams Digital Copy (2) USB Flash Drive
8813-004	AS BUILT AIR PLUMBING DIAGRAM	As Built Air Plumbing Diagram Digital Copy
8815-004	AS BUILT FUEL PLUMBING DIAGRAM	As Built Fuel Plumbing Diagram Digital Copy
8063-003	CAB PAINT CONFIRMATION	Cab Paint Confirmation - PPG
8039-001	SALES TERMS	Sales Terms

ENGINEERING

9005-002	DRIVELINE LAYOUT CONFIRMATION	Driveline Layout Confirmation Required
2124-002	EFCM/REAR CROSSMEMBERS	End of Frame Cross Member



CHASSIS:	GLADIATOR MFD 10RR
ENGINE:	CUMMINS ISL 450 HP
TRANSMISSION:	3000 EVS
AXLES:	21,500# FRONT / T27,000# REAR
MODEL:	STAR PUMPER
WATER/FOAM:	750 / 0 GALLONS
PUMP:	HALE QMAX 1250 GPM
FOAM SYSTEM:	N/A
GENERATOR:	N/A

DOOR FRAMED OPENINGS	
COMPARTMENT	DOOR FRAMED OPENING
L1	31.0-W x 65.0-H
L2	62.0-W x 31.0-H
L3	46.5-W x 65.0-H
R1	31.0-W x 65.0-H
R2	62.0-W x 31.0-H
R3	46.5-W x 65.0-H
BI	37.0-W x 42.0-H

SPECIAL NOTES:

CUSTOMER
THIS DRAWING IS A CLOSE APPROXIMATION OF YOUR FIRE APPARATUS. IN ALL CASES WHERE THE DRAWING AND THE WRITTEN SPECIFICATION DIFFER, THE SPECIFICATION SHALL PREVAIL. PLEASE WORK WITH YOUR DEALER TO ASSURE THAT THE WRITTEN SPECIFICATION REPRESENTS WHAT YOU WANT IN YOUR FINISHED PRODUCT. SPARTAN ERV BUILDS TO THE WRITTEN SPECIFICATION, NOT THE DRAWING TO ASSURE THAT YOUR NEEDS ARE MET.

PROPRIETARY AND CONFIDENTIAL
THE INFORMATION CONTAINED IN THIS DRAWING IS THE SOLE PROPERTY OF SPARTAN ERV. ANY REPRODUCTION IN PART OR AS A WHOLE WITHOUT THE WRITTEN PERMISSION OF SPARTAN ERV IS PROHIBITED. CRIMSON FIRE INC. D/B/A SPARTAN ERV

0	11/18/14	INITIAL PROPOSAL	M.G.H.
REV	DATE	DESCRIPTION	NAME

SCALE: NOT TO SCALE
CUSTOMER:
FCAM/MAPC/C&S-SI

TRUCK NUMBER:	DEALER:
000000	C & S SPECIALTY



907 7th Avenue North Brandon, SD 57005
64 Cocalico Creek Road Ephrata, PA 17522

SPARTANERV.COM
605.582.4000

Spartan Model S2 – Mid Range Custom Pumper

- Spartan Metro Star
- 94" wide 10" Raised roof Custom Cab,
- Air conditioning,
- front bumper extension,
- 20,000lb front axle,
- 27,000 lb rear axle,
- Cummins ISL 400 HP with Engine brake,
- Allison 3000 Automatic transmission,
- 6 Seats with 5 SCBA seats,
- single color paint

- Hale Qmax 1250,
- Standard discharge package,
- UPF Poly 750 gallon booster tank,
- 51" wide pump panel

- 149.5" Long Extruded Aluminum Body,
- Vibra torque mounting system,
- High side left side with suction storage compartment,
- High side right side with ladder storage compartment,
- roll up doors.

Detail listing of all components follows.

This vehicle can be fully optioned for specific Fire Department requirements.



QUOTATION

MAPC - FCAM 2015 - Spartan ERV Custom Pumper

32

Quote No: 10256-0002
11/10/2015

Page 1

PART NO	DESCRIPTION	QTY
	== Star Pumper/Top & Side Control Midship Pump Boiler Plate - 10.101 08/14/15 ==	1
00-00-0050	STAR Series QW Data Book Release v10.1.1 (8/14/2015)	1
00-00-1550	BOILER PLATE - Star Pumper/Tanker - (Generic Specs for BP)	1
00-00-1050	-- No Proposal Page	1
00-01-1000	-- General Specifications (Generic Specs), Pumper/Tanker	1
00-01-3000	-- NO Dealer BIO Details- Use Drop Down to add a 'Dealer' section adds	1
00-03-1110	-- Bid (Generic Specs) Drawing	1
00-03-1212	-- Approval / Pre-Con (Generic Specs) Drawing WITH Pump Panel	1
00-03-1305	-- NO As Built PDF Drawing	1
00-03-1405	-- NO As Built E-Drawing	1
00-05-2500	-- NO Bid Security/Bid Bond	1
00-06-1000	-- Performance Bond (Generic Specs)	1
00-07-2500	-- NO Warranty Bond	1
00-08-3100	-- Single Source Manufacturer (Generic Specs)	1
00-08-4100	-- Tag On Order/Cooperative Purchasing Agreement	1
00-10-4000	-- Finite Element Analysis (Generic specs)	1
00-13-1000	-- 2 Sets Supplied Component Info, Pumper (Generic Specs)-English	1
00-13-2000	-- NO Color Coded Electrical Schematics Provided	1
00-13-9000	-- Warning and Information Labels - English	1
00-30-5000	-- Online Customer Interaction with pump & plumbing (Generic Specs)	1
00-40-0100	-- Liability Insurance, \$10 mill (Generic Specs)	1
00-60-1015	-- General Warranty, -5 Year (Generic Specs)	1
00-70-0900	-- 10 Year Structural Body Warranty, Aluminum (Generic Specs)	1
00-80-0700	-- Paint Warranty - 10 year Non Prorated, Aluminum (Generic Specs)	1
00-90-5900	-- Pump Warranty Hale (5 year Parts/2 years Labor)	1
00-90-8200	-- 10 Year Plumbing Warranty, (Generic Specs)	1
00-91-4100	-- UPF Poly Tank Warranty, (For pre bid Specs)	1
00-91-9105	-- 5 Year Limited Multi-plexed Electrical Warranty, (Generic Specs)	1
00-10-0100	UL Testing - Pump & Low-Voltage Electrical Certification Test (1901)-Full Specs	1
00-30-0550	Apparatus Inspections, Midship Pumper	1
00-30-1600	-- Fire Station Pre construction Conference No Factory Person	1
00-30-2005	-- NO Mid-Construction Inspection Conference	1
00-30-4005	-- NO Final Inspection	1
00-38-0000	Pump & Apparatus Operation Training DEALER ENTER INFO, DEALER TO PROVIDE	1
00-95-0000	Apparatus Requirements	1
00-95-1E50	-- NO Maximum Overall Length Requirement (Max OAL)	1
00-95-2E50	-- NO Maximum Overall Height Requirement (Max OAH)	1
00-95-3E00	-- Maximum Overall Width, OAW = 99"	1
00-95-5E50	-- NO Maximum Wheel Base	1
	== Star Pumper/Top & Side Control Midship Pump Chassis - 10.101 08/14/15 ==	1
01-01-1100	SPARTAN CUSTOM CHASSIS, Pumper/Tanker ***MAKE SELECTIONS IN SPARCON***	1
01-01-1000	-- ***SparCON** CUSTOM CHASSIS	1

PART NO	DESCRIPTION	QTY
04-00-4550	-- Jackshaft for pump mount (1/2 chassis provided jackshaft selected in SparCON)	1
04-00-4600	-- Drill Frame for Body Installation	1
06-25-0500	-- Horizontal Exhaust, Spartan Provided	1
06-26-0105	-- Exhaust Heat Shield, Front Compartment	1
04-12-1500	-- Back up alarm (Chassis Provided)	1
04-18-1200	-- Hazard light/ in cab (Chassis Provided)	1
04-20-0300	-- NO Cab Exterior Spotlights	1
04-22-0005	-- CAB INTERIOR ACCESSORIES (CUSTOM CHASSIS) **CHECK SPARCON 1ST**	1
04-20-0005	-- NO Hand Held Spotlights	1
04-21-0005	-- NO Map Light	1
04-22-0100	-- NO Cab Accessroy Mounting Panel For Doghouse	1
04-22-0200	-- NO SCBA Mask Holders	1
04-22-0300	-- NO Door Storage Pockets	1
04-22-0400	-- NO PAC TRAC Boards	1
04-22-0500	-- NO Storage Shelf	1
04-22-0600	-- NO Pike Pole Storage	1
04-22-0700	-- NO MDT Tray	1
04-22-0800	-- NO Laptop Swivel	1
04-22-0900	-- NO Map & Binder Storage (CUSTOM CAB)	1
04-25-0015	-- NO EMS Compartment - CUSTOM CAB (USE SPARCON FIRST!!!!)	1
04-50-0050	-- *ELECTRICAL/AIR CHARGING SYSTEM PACKAGE, CUSTOM CHASSIS*	1
04-50-0100	-- Electrical Charging system installed (Chassis Provided)	1
04-52-0105	-- NO Shoreline to be installed by body manufacturer	1
04-58-0105	-- Bumper Extension (Chassis Provided) (use drop down for X-lay options)	1
04-58-0200	-- Bumper Apron (Chassis Provided)	1
04-58-0505	-- Front Bumper Compartment, Center Location	1
04-59-0105	-- 1/8" Embossed Aluminum Diamond Plate Cover - hinged w/ D Ring	1
04-59-0290	-- No Wiring to Hazard Light	1
04-59-0605	-- Hose Storage-Center Well, ER manufactured well	1
04-60-0110	-- 100'- 1 3/4"	1
04-60-0305	-- NO Side to Side Hose Well Divider	1
04-60-0210	-- Bumper Compt Matting-Versaflex-Black	1
04-60-0405	-- NO Compartment Tray (Separates the compartment into 2 vertical storage areas)	1
04-58-0310	-- NO Front Bumper Compartment LH	1
04-58-0315	-- NO Front Bumper Compartment RH	1
04-61-0400	-- NO Bumper Guide Poles	1
04-64-0010	-- SIREN CONTROL HEAD-CUSTOM CHASSIS	1
04-64-0100	-- Siren Head (Chassis Provided)	1
04-65-0005	-- SIREN SPEAKER, CUSTOM CHASSIS	1
04-65-0100	-- Siren Speaker(s) (Chassis Provided & installed)	1
04-67-0005	-- NO Mechanical Siren	1
04-67-0020	-- NO Electrical Siren With Mechanical Sound	1
04-80-0100	-- NO Fire Bell	1
04-85-0005	-- AIR HORNS, CUSTOM CHASSIS	1
04-85-0100	-- Air Horn (Chassis Provided & installed)	1
04-87-0000	-- Chassis Required Labeling & Miscellaneous Options, English, custom cab	1
04-87-5000	-- Apparatus Information Label-English	1
04-87-6031	-- Cab Helmet Warning Label (Chassis Supplied-English verbiage)	1
04-92-0100	-- Tire Pressure Observation System- Spartan Chassis	1
04-92-1001	-- VOUCHER for tire pressure indicator (Chassis Provided)	1
05-02-0100	-- Vehicle Data Recorder & Seat Belts Spartan Chassis	1
05-02-1000	-- Vehicle Data Recorder (Chassis Supplied)	1
05-10-1000	-- ESC Brakes stability control system - (SEE ENG NOTE)- (Chassis Provided)	1
06-22-0000	-- Cab Tilt Options	1
06-22-0500	-- Cab Tilt Pendant Control -Upper Pump Access Panel- No hinged access door	1
06-22-1200	-- NO Air Tank Drain Cables -(extended){for use with manual cables only in SparCON}	1
07-05-0100	-- NO Auxiliary A/C for Cab	1
28-25-1010	-- Heat exchanger 1/2 installation (Chassis 1/2 provided)	1
70-20-1200	-- Engine Compartment Light (Chassis Provided)	1
70-36-0000	-- Under Chassis Lights (Chassis Provided)	1

PART NO	DESCRIPTION	QTY
04-45-0005	NO Intercom System	1
04-45-0010	NO Radio Antenna Mounting Base	1
04-46-8999	NO Tailboard to Cab Buzzer	1
04-86-0100	NO Auxiliary Cab Gauges Added by ER	1
04-95-3050	NO Tire Chains	1
05-15-0100	Helmet Restraints	1
05-15-1100	-- {QTY} Helmet Restraints -Ziamatic- Best Fit	6
06-20-0010	Mudflaps - Rear Only	1
06-43-0050	NO Wheel Covers	1
	== Star Pumper/Top & Side Control Midship Pump Pump Control - 10.101 08/14/15 =	1
26-10-2505	Pump Compartment Construction, Pumper, Tanker -74" Lateral Width	1
26-10-2910	-- Vibra-Torque Pump Compartment Mounting	1
26-13-1120	-- (1) Pump Compartment Heater - 16k btu-Valve in pump compartment	1
26-13-3000	-- Heat Pan - aluminum -	1
26-13-3050	-- NO Additional Drain hole added	1
26-13-7000	-- NO Extreme Arctic Pump Enclosure/Insulation Package	1
26-15-0100	-- NO Air Chuck Outlet	1
70-20-2100	-- (1) Pump Compartment Work Light, (Weldon LED)	1
26-10-3105	Left Side Operator's Panel-NON IPS and NON BOOMER (pumper/tanker)	1
26-05-0115	-- Valve Control-Innovative Controls- Side Mount	1
26-10-1005	-- Panel Lights -SC-Brushed SST Shield- ER LED Strip- LH & RH side + Weldon	1
26-10-2005	-- Pump Panel Light Activation- OK to Pump and Switch at operator's panel	1
26-10-7100	-- NO Speedlays Provided Integral to Pump Compartment-Side Control	1
26-11-9205	-- Pump Compt Fwd Wall Pump Access-No Overlay (for Side Control)	1
26-12-0540	-- Pump Compartment Width - 48"	1
26-41-1030	-- Right Side Panels Split - Removable (Brushed SST L & R sides) pumper	1
27-15-0000	-- NO Storage Cavity/Mounting Prov in Pump Panel Area-Adding will increase PH width	1
27-00-0005	-- Running Board Details, Pumper/Tanker	1
27-05-0010	-- 1/8" Embossed Aluminum Diamond Plate Overlay (use drop down for hose well pkg)	1
27-12-0005	-- NO Left Side Auxiliary Step Platform (Slide out/Fixed)	1
27-12-0010	-- NO Right Side Auxiliary Step Platform (Slide out/Fixed)	1
28-10-0110	-- Apparatus Labeling - Deluxe Labels, Side & Rear Mount	1
28-10-0800	-- NO Mechanical Fasteners for labels, Deluxe	1
28-10-1010	-- Mirrored Stainless Steel Bezels for Valve Control Handles	1
28-10-1110	-- Mirrored Stainless Steel Bezels for Discharges, Inlets & Manual Override cutou	1
28-25-1700	-- NO Radio Compartment	1
28-15-0005	**Pressure Governor (CHASSIS provided governor-MUST SELECT IN SPARCON)	1
09-02-0100	-- Pump Panel Harness (Chassis Provided)	1
09-09-0210	-- Intake Pressure Relief - TFT, All Pumps	1
28-20-0105	-- Engine gauge read (Inclusive of Pressure Governor Specified)	1
28-22-0010	Master Gauge Readings Included on Specified Pressure Governor	1
28-25-0100	Pump Testing Ports	1
28-25-0150	Water Tank Gauge Package(s)	1
28-50-0105	-- FRC TankVision WLA200-A00 Tank Level Gauge-Operator's Panel	1
28-51-0000	-- NO Chassis Installed Water Gauges	1
28-51-0200	-- NO Auxiliary Water Gauge (When selected includes Driver gauge)	1
28-51-0500	-- NO Additional Water Gauge (Does NOT include driver, need Aux. gauge first)	1
28-51-1000	-- NO Water Gauge Installed inside the Cab	1
28-25-0205	Air Horn Button-Red Button	1
28-25-0300	NO Gauge - Chassis Fuel/DEF at Pump Panel	1
28-25-0500	NO Pump Hour Meter	1
28-25-1200	NO MC Pump Overheat Indicator	1
28-25-1300	NO MC Gauge Heaters	1
54-50-3110	Pump Compt Top (WITH DUNNAGE)-1/8" Embossed Aluminum Diamond Plate	1
54-50-3310	-- Dunnage Area (Above Pump)-1/8" aluminum diamond plate	1
54-50-4000	NO Pump Compartment Upper Storage (Integral Pump Compartment)	1
54-50-4005	NO Pump Compartment Upper Storage (Above Pump Compartment)	1
	== Star Pumper/Top & Side Control Midship Pump Plumbing - 10.101 08/14/15 ==	1
08-11-0015	Hale Pump, QMAX 1250 GPM (S/S)	1
08-11-0105	-- QMAX Verbiage	1

PART NO	DESCRIPTION	QTY
09-01-05M0	-- Master Drain (Mid Mount Pumps)	1
09-13-0020	-- Mechanical Seal	1
09-14-0005	-- Air Pump Shift	1
09-14-0105	-- Air pump shift Location-Left hand side knee area	1
09-71-0010	-- NO Manual Override for Pump Shift Provided	1
09-38-0100	-- Trident Air Primer -Single Primer Actuation	1
09-38-0305	-- Push Button Primer Control	1
10-10-0100	-- 6" Inlets w/ Std Lgth Tubes (for internal MIV's, select drop down)	1
10-10-1000	-- 6" Inlet LEFT SIDE w/ Std Lgth Tube	1
10-25-1000	-- 6" Long Handled, Chrome Plated Cap-(Logo)-	1
10-10-1005	-- 6" Inlet RIGHT SIDE w/ Std Lgth Tube	1
10-25-1000	-- 6" Long Handled, Chrome Plated Cap-(Logo)-	1
09-38-3100	No Thermal Relief Valve (All brands universal)	1
09-70-0010	Pump Cooling/Circulation Line	1
09-70-0420	(Qty 2) Pump Anodes-discharge and suction	1
09-72-0000	NO Paint Pump	1
09-73-0000	NO Painting of Piping and Valves	1
12-10-1000	Plumbing Specs - Stainless Steel, -Pumper, Tanker-	1
12-10-1250	-- Plumbing Line Protection	1
12-10-131L	-- Manual Drains Class One #120381 J-Style Lift Handle	1
12-11-0010	NO Foam Or CAFS System (Independent system of water pump), Pumper/Tanker	1
14-05-0000	NO Front Suction	1
14-07-0000	NO Rear Suction	1
14-10-0105	2.5 - 3" Left Side Inlet	1
14-30-0010	-- Akron 8800 Series Valve - 2.5"	1
14-35-0015	-- Valve(s) Controlled -Directly /Suction Valve w/ Lever-	1
14-45-0005	-- 2.5" Side Inlet Piping	1
14-55-1000	-- Term: 2.5" NPT x 2.5" NST adapt w/Plug	1
14-75-0305	-- Side Inlet to be located in forward position	1
14-10-0205	NO Auxiliary Left Side Inlet	1
14-10-0405	NO Right Side Inlet	1
14-10-0605	NO Auxiliary Right Side Inlet	1
15-05-0210	(Qty 2) 2.5" - 3" Left Side Discharges	1
16-30-0125	-- Akron 8800 Series Valve - 2 1/2"	2
16-35-0010	-- Valve(s) Controlled -Operator's Panel-	2
16-44-0510	-- 2 1/2" Discharge Piping (side discharges)	2
16-52-1100	-- Term: 2.5" NST x 2.5"NST x 2.5"NST Chrome Elbw w/cap	2
16-61-0100	-- Gauge specified later- OR use drop down for alternative	2
18-61-0000	-- NO Foam/CAFS Supplied to Discharge	1
15-05-0405	NO Left Side Master Discharge (Top Munt Application Only)	1
15-05-0610	(Qty 1) 2.5" - 3" Right Side Discharge	1
16-30-0120	-- Akron 8800 Series Valve - 2 1/2"	1
16-35-0010	-- Valve(s) Controlled -Operator's Panel-	1
16-44-0510	-- 2 1/2" Discharge Piping (side discharges)	1
16-52-1100	-- Term: 2.5" NST x 2.5"NST x 2.5"NST Chrome Elbw w/cap	1
16-61-0100	-- Gauge specified later- OR use drop down for alternative	1
18-61-0000	-- NO Foam/CAFS Supplied to Discharge	1
15-05-1110	(Qty 1) Side 3" - 4" Master Discharge-Right Side	1
16-30-0205	-- Akron 8800 Series Valve - 3"	1
16-35-0010	-- Valve(s) Controlled -Operator's Panel-	1
16-44-1110	-- 3" Discharge Piping (side mstr)	1
16-53-1000	-- Term: 3" NST x 4" Storz Elbw w/cap	1
16-61-0100	-- Gauge specified later- OR use drop down for alternative	1
18-61-0000	-- NO Foam/CAFS Supplied to Discharge	1
15-05-1610	2.5" - 3" Left Rear Discharge	1
16-30-0105	-- Akron 8800 Series Valve - 2 1/2"	1
16-35-0010	-- Valve(s) Controlled -Operator's Panel-	1
16-44-0710	-- 2 1/2" Discharge Plumbing (rear discharges)	1
16-52-1100	-- Term: 2.5" NST x 2.5"NST x 2.5"NST Chrome Elbw w/cap	1
16-61-0100	-- Gauge specified later- OR use drop down for alternative	1

PART NO	DESCRIPTION	QTY
18-61-0000	-- NO Foam/CAFS Supplied to Discharge	1
15-05-1705	NO Auxiliary Left Rear Discharge	1
15-05-2005	NO Right Rear Discharge	1
15-05-2205	NO Auxiliary Right Rear Discharge	1
15-05-3205	NO Large Diameter Center Position Rear Discharge	1
15-05-3305	NO Large Diameter Right Rear Discharge	1
15-05-3405	NO Large Diameter Left Rear Discharge	1
16-20-0030	CROSSLAYS, 25" Deep / Double Stack Width, with chicksan terminations	1
16-20-0105	-- 3/16" Fixed Crosslay Divider-With NO Hand Cutouts-DA finish	1
16-20-0205	-- {Qty} Crosslay - 1.75"-200'	2
16-30-0005	-- Akron 8800 Series Valve - 2"	2
16-35-0010	-- Valve(s) Controlled -Operator's Panel-	2
16-44-0110	-- 2" Discharge Plumbing (x-lays, speedlays)	2
16-50-1000	-- Term: 2" NPT x 1.5" NST Brass Chicksan (no cap)	2
16-61-0100	-- Gauge specified later- OR use drop down for alternative	2
18-61-0000	-- NO Foam/CAFS Supplied to Discharge	2
16-20-0405	-- {Qty} Crosslay - 2.50"-200'	1
16-30-0120	-- Akron 8800 Series Valve - 2 1/2"	1
16-35-0010	-- Valve(s) Controlled -Operator's Panel-	1
16-44-0610	-- 2 1/2" Discharge Plumbing (x-lays, speedlays)	1
16-50-2000	-- Term: 2.5" NPT x 2.5" NST Brass Chicksan (no cap)	1
16-61-0100	-- Gauge specified later- OR use drop down for alternative	1
18-61-0000	-- NO Foam/CAFS Supplied to Discharge	1
16-20-1600	-- NO Deadlay for 1.75"	1
16-20-1700	-- NO Deadlay for 2.5"	1
16-64-0010	-- Brushed Stainless Steel Trim Around Crosslay Opening (NO rollers)	1
16-65-0035	-- Crosslay Hosebed Cover (hinged, 1/8" embossed aluminum diamond plate)	1
16-65-0205	-- Vinyl Cover for Crosslay End Covers-Hooks & shock cord/Extrusion	1
16-66-0200	-- Crosslay Side Covers to be Red	1
78-00-0110	-- (Qty 1) LED Unity Flood Light for Crosslay Hose bed-Driver's side	1
78-00-0205	-- Crosslay Light Activation-Park Brake	1
16-67-0100	-- NO Crosslay Rollers	1
16-20-1000	NO Speedlay/Pump Compartment Area	1
16-20-1020	NO Speedlay/Walkway Area (For Top Mount Applications Only, Non Enclosed style)	1
16-21-0000	NO Hose Bed Pre-Connect	1
16-22-0010	DELUGE & ACCESSORIES, pumper/tanker	1
16-22-0105	-- (1) 2 1/2" - 4" Deluge Waterway (pumpers/tankers)	1
16-30-0220	-- Akron 8800 Series Valve - 3"	1
16-35-0010	-- Valve(s) Controlled -Operator's Panel-	1
16-44-1510	-- 3" Discharge Piping (deluge) (pumpers/tankers)	1
16-79-0010	-- Deluge-locate pipe center location, above pump	1
16-80-0005	-- Cap Off Pipe w/Stainless Steel Cap	1
16-80-1500	-- Deluge Pipe Termination 3" above top of pump compartment	1
16-80-0500	-- NO Deck Gun/Monitor Package	1
16-61-0100	-- Gauge specified later- OR use drop down for alternative	1
18-61-0000	-- NO Foam/CAFS Supplied to Discharge	1
16-23-0010	(1) Front Discharge (front bumper chicksan)	1
16-30-0005	-- Akron 8800 Series Valve - 2"	1
16-35-0010	-- Valve(s) Controlled -Operator's Panel-	1
16-44-0410	-- 2" Discharge Plumbing (1 1/2" fbd)	1
16-45-0105	-- Air Blowout for Front Bumper Discharge	1
16-50-1010	-- Term: 2" NPT x 1.5" NST SST Chicksan (on grav. shield) (no cap)	1
16-75-0010	-- Locate FBD on Right Front of Gravelshield	1
16-75-0200	-- No Chicksan Guard	1
16-61-0100	-- Gauge specified later- OR use drop down for alternative	1
18-61-0000	-- NO Foam/CAFS Supplied to Discharge	1
16-28-0005	NO ER Boomer	1
16-29-0005	NO Booster Reel	1
16-29-0010	NO Auxiliary Booster Reel	1
16-29-0015	NO Booster Reel-Front Bumper Compartment (REQ APPROVAL)	1

PART NO	DESCRIPTION	QTY
16-60-0010	DISCHARGE GAUGES (USE INDIV PKG WITH EACH DISCHARGE FOR OPTION UPGRADES)	1
16-60-0300	-- {Qty} Thuemling Gauge 2.5" FA-LFP-210	7
16-62-0100	-- 0-400 PSI Scale Reading-Gauge	7
16-62-0400	-- Black Markings on white gauge face	7
16-62-0515	-- ALL Gauges LED lighted Blue	7
16-62-0605	-- ER style Deluxe Bezels for Gauges (2.5" gauges only)	7
20-00-0010	(Qty 1) Tank to Pump Line-Schedule 10 or Poly Vinyl Sched 40	1
20-05-0100	-- Integral Tank to Pump Check Valve	1
20-26-0315	-- Akron 8000 Series Valve - 3", Tank to Pump	1
20-35-0010	-- Valve(s) Controlled at Operator's Panel	1
20-10-0110	(Qty 1) 2" Tank Re-fill Line	1
20-26-0110	-- Akron 8000 Series Valve - 2"	1
20-35-0010	-- Valve(s) Controlled at Operator's Panel	1
20-15-0010	No Rear Direct Tank Fill Provided	1
20-20-0010	No Side Direct Tank Fill Provided	1
	== Star Pumper/Top & Side Control Midship Pump Body - 10.101 08/14/15 ==	1
30-11-1000	Extruded .125 Aluminum Body Material Construction, Pumper	1
30-12-5000	-- Painting/Finish Specifications - Aluminum/Pumper/Tanker	1
30-12-6000	-- Body Paint - Single -	1
30-12-7025	-- Body Paint color to be PPG 71665 Red	1
30-12-6200	-- Compt. Spar-Liner Finish - Pumper/Tanker	1
30-12-6500	-- Spar-Liner Gray Color	1
88-00-0100	-- NO Undercoating	1
54-50-1045	-- Diamond Plate front overlays and raw Alum rear overlays (p) {MATCH BODY}	1
54-50-2100	-- Front 1/8" Aluminum Diamond Plate Vertical Overlay Corner Trim	1
54-50-2200	-- Rear 1/8" Aluminum Diamond Plate Vertical Overlay Corner Trim	1
54-75-0010	-- Catwalks- Approved Stepping Surfaces (see drop down for avail options)	1
30-20-1000	Vibra-Torque Body Mounting, Pumper, Tanker	1
30-30-1000	Body Width to be 99"	1
30-31-0100	NO Compartment Drains (REQ FOR ULC, ADD BY DROP DOWN)	1
30-31-5000	Compartment Filter Vent System	1
30-31-5008	NO Power Vent	1
31-99-9990	PUMPER BODY COMPARTMENT DIM GUIDELINES-SEE PDF	1
31-99-9992	PUMPER BODY COMPARTMENT MATRIX-SEE PDF	1
31-99-9994	REAR TAILBOARD DIM GUIDELINES-SEE PDF (Pumpers/Tankers)	1
33-00-0300	1495 -3 -Ladder Box- Pumper Body NON IPS-NOT LONG ENOUGH	1
33-05-0315	-- Roll-Up Doors (-3) Side Compts	1
37-90-0010	-- R.O.M (Roll-Up Doors)	1
37-90-0105	-- Side Compartment Doors, satin finish	1
37-91-0000	-- NO ROLL_UP Door Protectors	1
37-92-0000	-- NO Side Roll-Up Door Assist Straps	1
37-96-0020	-- Door Open Switch/Warning Light - Roll Up Doors ROM	1
37-10-0010	-- Rear Center Compartment- "B-1" (38"w x 41"h framed)	1
37-10-0100	-- Rear Compt - R.O.M. Non Locking Roll Up Door Option	1
37-41-0005	-- Rear Center Compartment Door, satin finish	1
37-42-0005	-- NO ROLL-UP Door Protector (rear compt)	1
37-43-0005	-- NO ROLL-UP Door Assist Straps (rear compartment)	1
37-96-0015	-- Door Open Switch/Warning Light - Roll Up Door ROM (Single)	1
37-50-0010	-- NO Fuel Tank Access--Custom Chassis ONLY option	1
37-55-0010	-- NO Recessed Intermediate/Perm Step above B-1	1
37-65-0000	-- NO Rear Center Compartment Partitions-Area is Transverse side to side	1
37-65-0100	-- NO Rear Wall Reinforcement for Blitzfire Mount	1
37-98-0010	-- Brushed Stainless Steel Sill Plates	1
38-05-0010	-- Compartment Lighting, Pumper/Tanker	1
70-30-0300	-- (2) LED Tube Lights per Compartment, Spartan ER (p)	1
70-30-8000	-- NO Auxiliary Compartment Lighting-mounted across top/RU door protector	7
70-30-9000	-- NO Door Liner Lighting-Requires Hinged Doors ONLY option	1
71-00-0010	-- NO Under Shelf Lighting	1
38-10-0070	-- Rear Tailboard - Flat Back (pumper/tanker/rescue)	1
38-11-0120	-- Step - 13.5" Deep w/ Vented "Diamondback" Insert	1

PART NO	DESCRIPTION	QTY
38-15-0010	-- NO Auxiliary Steps Below Rear Tailboard (may add for 4x4's-required)	1
53-25-0010	-- NO Rear Slide Out Platform-Dir. Below Body (NON SMART STEP STYLE)	1
39-01-0005	-- Wheel Wells, Single Axle-Pumper/RM Pumper/Tanker-STD Height (34") wheel panels	1
39-03-0005	-- Wheel Well panels to be diamond plate, Single axle	1
52-60-0050	-- SCBA Storage in Wheel Wells	1
52-60-2100	-- Air Bottle Compts w/safety straps - 3 Lft/4 Rgt	1
56-05-2000	-- Left Side- Cast Products Rear Fuel Fill Assembly, *CUSTOM CAB ONLY* Pumper/Rescu	1
39-15-0005	-- Rear Fenderettes to be Polished Stainless	1
43-10-0010	-- NO Upper Storage Compartments/Body Wall Adjustment - 1495	1
43-24-0000	-- NO Underbody Storage Compartments	1
50-15-3000	-- Hose Bed Description	1
30-12-7405	-- Hose bed Walls w/Speedliner Finish - Medium Gray	1
30-12-7505	-- Rear Hose bed Corners Trimmed w/ Mirrored SST	1
30-12-7605	-- Hose bed Side Walls Cap w/ Mirrored SST	1
50-12-2000	-- Walls to be 80" tall	1
50-30-0005	-- Hose Bed Cover -Pumper	1
50-31-0010	-- Vinyl Coated Nylon - Ext. front & Elastic cord sides	1
50-33-0110	-- Cover to be Red	1
50-34-0105	-- Rear Hose Bed Restraint -Vinyl	1
50-34-0210	-- Rear Flap to be Red	1
50-34-0305	-- NO Lettering on rear flap	1
78-05-0105	-- (Qty 2) Unity LED Lights for Hose bed - Spot & Flood	1
78-06-0010	-- (Qty 2) Hose bed Lights-On Horizontal Stanchions	1
78-10-1050	-- (Qty 2) Hose bed Lights to Illuminate w/ Park Brake	1
50-15-3305	-- Dunnage Area in Hose Bed (MUST KEEP IF HAVE GENERATOR/MULT HOSE BAYS)	1
50-15-3400	-- NO Hose Bed Dunnage Area Cover	1
70-31-3005	-- NO Hose Bed Dunnage Compartment Lighting	1
50-15-4005	-- {Qty} Full Height Hose Bed Divider(s) w/o hand cut-out(s)(NO Dividers-DELETE)	1
50-15-4100	-- NO Auxiliary Shortened Hose Bed Divder (NOT flush with top of hose bed)	1
50-15-9E00	-- Hose Load (Select Options for Qty/Size of Hoseload)-More Opts avail-opt/pkg ind	1
50-16-0005	-- *SELECT HOSE BAY 1* (BAY 1 IS FAR LEFT, GO L TO R)	1
50-17-0100	-- 1 3/4 Hose-(OR USE DROP DOWN)	1
50-17-0101	-- 1 3/4" Hose-100 feet	1
50-18-0005	-- NO AUX/ADDITIONAL Hose stored in top of bay above Primary hose	1
50-16-0010	-- *SELECT HOSE BAY 2* (BAYS GO L TO R)	1
50-17-0100	-- 1 3/4 Hose-(OR USE DROP DOWN)	1
50-17-0101	-- 1 3/4" Hose-100 feet	1
50-18-0005	-- NO AUX/ADDITIONAL Hose stored in top of bay above Primary hose	1
50-16-0015	-- *SELECT HOSE BAY 3* (BAYS GO L TO R)	1
50-17-0100	-- 1 3/4 Hose-(OR USE DROP DOWN)	1
50-17-0101	-- 1 3/4" Hose-100 feet	1
50-18-0005	-- NO AUX/ADDITIONAL Hose stored in top of bay above Primary hose	1
50-16-0020	-- *SELECT HOSE BAY 4* (BAYS GO L TO R)	1
50-17-0100	-- 1 3/4 Hose-(OR USE DROP DOWN)	1
50-17-0101	-- 1 3/4" Hose-100 feet	1
50-18-0005	-- NO AUX/ADDITIONAL Hose stored in top of bay above Primary hose	1
61-00-5710	-- UPF Poly Tank - 750 gal pumper rescue pumper	1
61-00-4000	-- UPF Poly Tank Verbiage	1
61-00-4100	-- Fill Tower & Overflow 4"	1
61-00-4200	-- Fill Tower Location - Left Fr Hosebed	1
61-00-4300	-- Tank Sump Verbiage (USE for 1 TTP Valve)	1
61-00-4310	-- Sump 3" Plug (no valve)	1
61-00-4400	-- Tank Outlets Verbiage	1
61-10-0000	-- NO Rear Tank Dump Package	1
62-25-0005	-- Ladder Compartment beside Booster Tank - Right or Left (Door matches overlay)	1
62-25-1200	-- Ladder Compt Made of 1/8" Smooth Aluminum	1
62-27-0010	-- Ladder Compt on RIGHT side of tank	1
62-29-0020	-- Compt open in pump compartment	1
62-35-0015	-- Duo Safety Ladders for Ladder Compartments- ER Supplied Ladders	1
62-35-1010	-- Duo Safety Package-(1)-2 or 3 section ext /(1-2)-Roof/(0-1)- Folding	1

PART NO	DESCRIPTION	QTY
90-11-0070	-- Duo Safety 24' Alum 900A 2 sect	1
90-12-0030	-- Duo Safety 14' Alum 775A roof	1
90-13-0030	-- Duo Safety 10' Alum 585A attic	1
62-38-0025	-- (2) Pike Poles Storage Tubes- Fire Department Supplied Pike Poles	1
62-40-0000	-- NO Additional storage above ladder compt (req's review by engineering)	1
66-15-0015	-- Add Chevron on Rear Door	1
65-00-0005	-- Suction Hose Storage, Split Depth HL/HR Compartments-No Ladder Rack	1
66-00-0200	-- Suction Hose Carriers, Split Depth HL/HR compartments-No Ladder Rack	1
66-02-0105	-- (2) Suction Hose Carriers-6" x 10'-(1) LS and (1) RS Catwalk	1
66-08-0105	-- (2) Suction Hose for Carrier-ER Provided-6" x 10'	1
90-31-0110	-- {Qty} 6" x 10' w/ lightweight cplg - Clear PVC	2
90-40-0380	-- 6" Kochek K-Brite Barrel Strainer	1
66-00-0090	-- NO Auxiliary Suction Hose Storage	1
66-20-0010	-- NO Folding Tank Storage-Enclosed Compartment	1
50-60-0005	NO Rescue Equipment Storage Compartments (Stokes, Backboards, Little Giant)	1
51-05-0005	Vertical Unistrut (ALL) Body Compartments, Pumper (includes rear)	1
51-06-0010	Horizontal Unistrut -Upper Back Wall (USE pkg/opt indicator to add compartments)	1
51-06-0100	-- Horizontal Unistrut - L-1	1
51-06-0105	-- Horizontal Unistrut - L-2	1
51-06-0110	-- Horizontal Unistrut - L-3	1
51-06-0200	-- Horizontal Unistrut - R-1	1
51-06-0205	-- Horizontal Unistrut -R-2	1
51-06-0210	-- Horizontal Unistrut - R-3	1
52-13-0005	NO Over-Wheel Compartment Partitions	1
52-13-1300	NO Fixed Vertical Side Compartment Dividers	1
52-13-1400	NO Fixed Vertical B-1 Compartment Dividers	1
52-15-0010	NO Protective Matting-Compartment Floors	1
52-16-0002	NO Shelving or Roll Out Tray assemblies Provided	1
52-39-0010	NO Toolboards	1
52-41-1005	NO Removable Tool Box, for tools, cribbing, etc...	1
52-80-0005	NO Breathing Air Cascade System	1
52-85-0010	NO SCBA Air Bottle Rack	1
52-91-0005	NO SCBA Bracket Package	1
53-00-0100	RUB RAIL PACKAGE - Pumper/Tanker-	1
53-00-0110	-- Side Rub Rails - Anodized Aluminum -	1
53-02-0105	-- Rear Rub Rail - Anodized Aluminum -	1
53-05-0100	-- NO Rub Rail Striping	1
53-15-0020	FOLDING STEPS, CPI Illuminated LED {DELETE IF NOT REQUIRED}	1
53-15-1415	-- Three (3) Right Forward Steps	1
53-30-4055	-- (1) 10" Illuminated Handrails, knurled Alum - above forward steps	1
58-60-0005	-- Step Light Activation - Park Brake	1
53-15-1715	-- Three (3) Right Rear Steps	1
53-30-4065	-- (1) 10" Illuminated Handrails, knurled Alum - above rear steps	1
58-60-0005	-- Step Light Activation - Park Brake	1
53-15-1215	-- Three (3) Left Forward Steps	1
53-30-4055	-- (1) 10" Illuminated Handrails, knurled Alum - above forward steps	1
58-60-0005	-- Step Light Activation - Park Brake	1
53-15-1615	-- Three (3) Left Rear Steps	1
53-30-4065	-- (1) 10" Illuminated Handrails, knurled Alum - above rear steps	1
58-60-0005	-- Step Light Activation - Park Brake	1
53-20-0110	Intermediate Rear Step -3/16" "Embossed" Aluminum Diamond Plate, Pumper/Tanker	1
53-20-0205	-- Intermediate Rear Step -Located below Hose Bed & hand rail-high as possible	1
58-50-0005	-- (1) Step Lighting, Spartan ERV LED Tube 9"	1
58-60-0005	-- Step Light Activation - Park Brake	1
53-22-0010	NO Rear/Side Access Ladder(s)	1
53-25-0015	NO Body Side Slide Out Platforms-Underbody Style	1
53-30-1005	HANDRAILS -Knurled Alum/Illuminated LED- pumper/tanker/rescue	1
53-30-1100	-- (Set of 3 Rear) -Knurled Alum/Illuminated LED-	1
53-32-0005	-- Illuminated Handrail Activation - Park Brake	1
56-58-0100	DUAL Tow Eyes Below Rear Compt (1 ea side)	1

PART NO	DESCRIPTION	QTY
56-61-6010	NO Rear with Sides Rescue/Winch Receivers (USE THIS OPT FOR INTEGRAL REAR & SID	1
56-61-6015	NO Rear Trailer Hitch Provisions Provided (DO NOT specify rear winch receiver)	1
56-61-6020	NO Side Rescue/Winch Receiver -REAR OF AXLE (DOES NOT INC REAR)	1
56-61-6060	NO Front Rescue/Winch Reciever	1
84-20-0005	NO Hydraulic Hose Reel	1
84-45-0005	NO Utility Air Hose Reel	1
	== Star Pumper/Top & Side Control Midship Pump Electrical - 10.101 08/14/15 ==	1
70-01-0010	Multiplex Body Low Voltage Electrical System, Pumper & Tanker	1
70-02-0010	-- Spartan Custom Chassis is Multiplex	1
70-05-0300	-- NO TRANSLATION FOR VISTA (for export only to add when needed for Vista)	1
70-05-0410	-- Multiplex Vista- ER Standard/Discretion (NO Specs attached)	1
70-10-0010	-- Node (Location Option 1), Pumper & Tanker	1
70-37-0020	-- Underbody Perimeter Light Activation-Match Chassis Programming	1
72-2A-0010	Whelen Upper Lighting Package	1
72-2A-0105	-- Upper Zone A-Whelen	1
72-2A-0130	-- Lightbar (Chassis Provided)	1
75-02-0002	-- Light Bar switched -chassis provided	1
72-2H-0002	-- Upper Zone B&D Warning-Whelen	1
72-2H-0010	-- Front Side of Body Zone B&D - No Lights installed	1
72-2K-0010	-- Rear Side of Body Zone B&D - No Lights installed	1
72-2K-5000	-- NO Auxiliary Upper Zone B Warning	1
75-02-0102	-- Upper Side Lights Warning switch- NONE (No lights specified)	1
72-2M-0005	-- Upper Zone C Warning-Whelen	1
72-2M-0145	-- Zone C (2) L31H LED Beacons-Red LED	1
78-30-0010	-- Cast Aluminum Upper Zone C Light Stanchions	1
75-02-0205	-- Rear Lights switched with Emaster	1
74-2A-1000	Whelen Lower LED Lighting Package (KNOW REQUIREMENTS/QTYS)	1
74-2B-0005	-- Lower Zone A Warning -Whelen	1
74-2B-0010	-- Lower Zone A Warning (Chassis Provided)	1
74-2B-5000	-- NO Auxiliary Lower Zone A Warning (Packages N/A at this time, special for adds)	1
75-18-0002	-- Front Lights switched -chassis provided	1
74-2F-0005	-- Lower Zone B&D Warning -Whelen	1
74-2F-0510	-- Zone B&D - (4) Whelen 600 Series Super-LED	1
75-05-0205	-- Side Lights Standard Flash	1
75-10-0305	-- Side Lights are Red with Red Lenses	1
75-15-0105	-- (4) Side Lights located- Pumphouse/Rear Tailboard	1
74-2F-5000	-- NO Auxiliary Lower Zone B/D Warning	1
75-18-0105	-- Side Lights switched with Emaster	1
74-2J-0005	-- Lower Zone C Warning -Whelen	1
74-2J-0030	-- Zone C - (2) Whelen 600 Series Super-LED	1
75-05-0405	-- Rear Lights Standard Flash	1
75-10-0605	-- Rear Lights are Red with Red Lenses	1
74-2J-5000	-- NO Auxiliary Lower Zone C Warning (Pkgs N/A at this time, special for adds)	1
75-18-0205	-- Rear Lights switched with Emaster	1
74-6J-0010	-- Lower Zones B&D Cast Aluminum Light Housing	1
75-20-0310	-- Whelen LED Stop/Turn/BU Assembly (600 series)	1
75-20-0540	-- Whelen 600 series 3 Position Vertical Casting	1
75-21-0010	-- Backup Lights to illuminate in reverse only	1
75-25-0010	Weldon RED DOT Lighting - (7 total LED)- Lights high at rear	1
70-26-0010	-- NO Auxiliary Turn Indicator Lights	1
75-25-0155	-- (2 lights per side) Weldon Intermediate Amber Lighting (Req. for apparatus >30 '	1
75-25-0175	-- Intermediate Turn Signals (mid turn, flash with turn signal)	1
76-29-0005	NO Body Side Back Up Lights	1
76-30-0010	NO Rear Directional Light Bar	1
77-00-0005	NO Rear View Camera System	1
77-06-0000	NO Rear/Body Collision Avoidance/Sensor System	1
78-40-0005	NO 12-Volt Accessory Power	1
78-44-0110	12V Scene Lighting Options-Pumper/tanker-SELECT LOCATIONS	1
78-45-0020	-- NO 12 Volt Body Side Stationary Scene Lights	1
78-45-0030	-- NO 12 Volt Rear of Body Stationary Scene Lights	1

PART NO	DESCRIPTION	QTY
78-45-0035	-- NO 12 Volt Front Brow Scene Lights (Check SparCON 1st on custom cabs)	1
78-45-0040	-- NO 12 Volt Pedestals Scene Lights	1
78-50-2005	-- (2) Top Mount Telelights -Mount Down Forward Tubes Pump Compt (SIDE CONTROL MOD)	1
78-79-2205	-- Whelen Pioneer Super-LED w/single flood (PFA1P) top mt./top raise	2
82-05-0010	-- NO Steady Rest Bracket(s) Provided for telelights	2
82-05-0115	-- "Up" Indicator Switch on the Light Pole(s)	2
82-05-0225	-- Light Switch on the Pole/Pedestal Mount Adapter	2
82-60-0090	-- Body Side Scene light(s) switched on the rocker panel-Individual Switches	1
78-45-0060	-- NO 12 Volt "SIDE" Mount Telescoping Scene Lights	1
80-05-0005	NO Generator/Auxiliary Power Unit (APU)	1
80-80-0000	-- NO Line Voltage Outlets (120V/Shorepower)	1
83-40-0010	NO 12V or 120V Light Tower	1
	== Star Pumper/Top & Side Control Midship Pump Extras - 10.101 08/14/15 ==	1
88-50-0000	=LETTERING & STRIPING / PDF=	1
88-50-0250	Striping-Reflective	1
88-58-1000	-- Reflective Stripe - 1" x 4" x 1"	1
88-59-1000	-- Stripe to be applied in a 'Straight Line' Pattern	1
88-60-0100	-- Stripe to be White	1
88-61-5000	-- NO Stripe Edging	1
88-61-0000	-- NO Compartment Border 1/2" Striping	1
88-61-5100	-- NO Corner Scrolls	1
88-65-1000	Diamond Grade Retro-reflective Chevron Striping (REAR) Pumper/Rescue/Aerial	1
88-65-1009	-- NO Chevron Striping On Front Bumper	1
88-66-1200	-- Striping to be Red/Fluorescent Yellow-Green	1
88-70-0005	Body Lettering	1
88-70-0150	-- Gold Leaf Scotchcal-Body/Cab - max 100 letters-3"	1
88-73-0010	-- NO Auxiliary Lettering-Body	1
88-73-0020	-- NO Additional Lettering-Body	1
88-76-0010	Decals (ER will NOT install customer/dealer provided decals)	1
88-76-0035	-- ER Installed Decals	1
88-76-0110	-- (Pair) Gold Scotchcal Maltese Cross	1
88-76-1010	-- Upper Cab-1 each side	1
88-76-1205	-- NO Auxiliary Decals	1
88-76-1210	-- NO Additional Decals	1
88-78-0000	License Plate Mounting Options	1
88-78-4050	-- CPI Cast Aluminum License Plate Bracket (fully enclosed) w/ LED Light	1
90-00-0000	EQUIPMENT, Pumper, Tanker	1
90-03-1000	-- Zico Folding Wheel Chocks, #SAC-44-E (WATCH MTS, USE SMART STORAGE IF APPLIC)	1
90-03-1100	-- (1-set) Zico Folding Wheel Chock -horiz mounting brackets--LF body- #SQCH-44-	1
90-08-0010	-- Ladders, Pumper, Tanker	1
90-08-0120	-- Ladders Called out In Specs Above (If need more added, use Add/Browse function)	1
90-20-0010	-- Pike Poles (pumpers/tankers)	1
90-20-0150	-- Pike Poles Called out In Specs Above (If need more added, use Add/Browse)	1
90-30-0010	-- Hard Suction Hose	1
90-31-0040	-- Suction Hose Called out In Specs Above (If need more added, use Aux. Option)	1
90-34-1000	-- No Auxiliary Suction Hose Required	1
90-40-0010	-- Strainers	1
90-40-0130	-- Strainer Called out In Specs Above (If need more added, use Aux. Option)	1
90-40-0500	-- NO Auxiliary Strainer	1
90-60-0000	-- Folding Tanks	1
90-60-0010	-- No Folding Tank	1
90-80-0010	-- Fire Extinguishers	1
90-80-0110	-- Fire Department Supplied Fire Extinguishers	1
91-10-0010	-- Rechargeable Flashlights	1
91-10-0030	-- Fire Department Supplied Portable Hand Lights	1
91-22-0010	-- Flares	1
91-22-0110	-- Fire Department Supplied Flares	5
91-23-0010	-- Traffic Cones	1
91-23-0120	-- Fire Department Supplied Traffic Cones	5
91-23-0200	-- Traffic Vest	1

PART NO	DESCRIPTION	QTY
91-23-0220	-- Fire Department Supplied Traffic Vest	5
91-24-0001	-- AED	1
91-24-0054	-- Fire Department Supplied AED	1
91-25-0001	-- First Aid Kit	1
91-25-0054	-- Fire Department Supplied First Aid Kit	1
91-26-0010	-- Salvage Covers	1
91-26-0120	-- Fire Department Supplied Salvage Covers	1
91-29-0010	-- Axes	1
91-29-0030	-- Fire Department Supplied Axes	1
91-35-0000	-- Spanner Wrenches	1
91-35-0054	-- Fire Department Supplied Spanner & Hydrant Wrenches	1
91-36-0000	-- Nozzles	1
91-36-0054	-- Fire Department Supplied Nozzles	1
91-40-0010	-- Hand Held Tools , Pumpers/Tankers/Rescues	1
91-40-0100	-- Claw Tool	1
91-40-0110	-- Fire Department Supplied Claw Tool	2
91-40-0200	-- Halligan Tool	1
91-40-0210	-- Fire Department Supplied HalliganTool	1
91-40-0300	-- Crowbars	1
91-40-0310	-- Fire Department Supplied Crowbar	2
91-40-0500	-- Sledge Hammer	1
91-40-0510	-- Fire Department Supplied Sledge Hammer	1
91-40-0615	-- Rubber Mallet-Fire Department Supplied	1
91-40-0700	-- Shovels	1
91-40-0710	-- Fire Department Supplied Shovels	2
91-40-0800	-- Bolt Cutter	1
91-40-0810	-- Fire Department Supplied Bolt Cutter	1
91-70-0000	-- Supply Hose	1
91-70-0054	-- Fire Department Supplied Fire Hose	1
92-01-0100	-- Adaptors	1
92-01-0154	-- Fire Department Supplied Adaptors	1
92-10-0100	-- SCBA & Cylinders	1
92-10-0154	-- Fire Department Supplied SCBA	4

VEHICLE

0100-011	MODEL	Metro Star
8012-111	CUSTOMERS / OEMS	Spartan ERV (CMF1000)[1004096]
8011-017	MODEL YEAR	Model Year - 2017
8001-001	COUNTRY OF SERVICE	Country of Service United States Of America
8006-009	APPARATUS TYPE	Apparatus Type Pumper
8008-001	VEHICLE TYPE	Vehicle Type Straight Truck
0104-001	AXLE CONFIGURATION	Axle Configuration 4x2 (Rear Axle Drive Only)
0101-003	GROSS AXLE WEIGHT RATINGS FRONT	GAWR Front 20000#
0102-004	GROSS AXLE WEIGHT RATINGS REAR	GAWR Rear 27000#
8010-002	PUMP PROVISION	Pump Provision Driveline Midship

CAB

1000-004	CAB STYLE	Cab Style MFD 10" Raised Roof
8101-103	OCCUPANT PROTECTION	Occupant Protection Advanced Protection System
1501-002	CAB FRONT FASCIA	Cab Frt Fascia Classic
1518-025	FRONT GRILLE	Cab Frt Grille Hinged Classic Styled
1551-002	CAB UNDERCOAT	Cab Undercoat
1552-002	CAB SIDE DRIP RAIL	Cab Side Drip Rail
1521-001	CAB PAINT EXTERIOR	Cab Paint Exterior Single Color
1533-001	CAB PAINT MANUFACTURER	Cab Paint Manufacturer PPG
1522-086	CAB PAINT PRIMARY/LOWER COLOR	Cab Paint Primary/Lower Color PPG Red FBCH 71663
8013-036	CAB PAINT WARRANTY	Cab Paint Warranty 2017 (10) Year/100,000 Miles
1334-036	CAB PAINT INTERIOR	Cab Paint Int Multi-tone Silver Gray
1005-001	CAB ENTRY DOORS	Cab Entry Doors (4)
1101-001	CAB ENTRY DOOR TYPE	Cab Entry Door Type Full Length
1322-002	CAB INSULATION	Cab Insulation
8004-023	CAB STRUCTURAL WARRANTY	Cab Structural Warranty 2017 (10) Year/100,000 Miles
9001-006	CAB TEST INFORMATION	Cab Test Information Crash Test ECE-R29/SAE J2420/SAE J2422

ELECTRICAL POWER DISTRIBUTION

5000-002	ELECTRICAL SYSTEM	Elec System 12V DC MUX
5005-200	MULTIPLEX DISPLAY	MUX Display Weldon Vista LH Sw Pnl
5622-003	DATA RECORDING SYSTEM	Data Recording Sys Vehicle Data Weldon MUX
5031-005	ACCESSORY POWER	Accessory Pwr & Gnd Stud 40A Batt Dir & 15A Ign Sw & 225A Batt Dir OEM Conn
5030-048	AUXILIARY ACCESSORY POWER	Aux Acc Pwr 10 Fuse Pnl Bhd Off Seat w/40A Fuse Batt Dir
5032-003	ADDITIONAL ACCESSORY POWER	Addl Acc Pwr & Gnd Stud Bhd Sw Pnl 40A Batt Dir
5011-001	EXTERIOR ELECTRICAL TERMINAL COATING	Exterior Electrical Terminal Coating Spray On Plasti Dip

ENGINE

1701-145	ENGINE	Engine Diesel 400HP Cummins ISL9 - EPA 2013
1329-001	CAB ENGINE TUNNEL	Cab Engine Tunnel Small/Medium
1731-002	DIESEL PARTICULATE FILTER CONTROLS	DPF Ctrl Regeneration Sw & Inhibit Sw
1718-002	ENGINE PROGRAMMING HIGH IDLE SPEED	Engine Programming High Idle Speed 1250 RPM
1719-005	ENGINE HIGH IDLE CONTROL	Engine High Idle Ctrl Manual and Automatic w/V-MUX
1710-001	ENGINE PROGRAMMING ROAD SPEED GOVERNOR	Engine Programming Road Speed Governor Enabled
1713-010	AUXILIARY ENGINE BRAKE	Aux Engine Brake Compression Brake w/VG Turbo
1708-008	AUXILIARY ENGINE BRAKE CONTROL	Aux Engine Brake Ctrl Off/Low/Med/High MUX
1720-003	ELECTRONIC ENGINE OIL LEVEL INDICATOR	Elec Engine Oil Level Indicator
1715-001	FLUID FILLS	Fluid Fills Fwd For Med Displacement Cap
1735-001	ENGINE DRAIN PLUG	Engine Drain Plug
8002-001	ENGINE WARRANTY	Engine Warranty Cummins (5) Year/100,000 Miles
1706-011	REMOTE THROTTLE CONTROL	Rmt Throttle Ctrl PSG Fire Research In Control 400
1707-028	REMOTE THROTTLE HARNESS	Rmt Throttle Harness PSG Fire Rsrch In Control 300/400 Side Mnt
1721-001	ENGINE PROGRAMMING REMOTE THROTTLE	Engine Program Rmt Throttle Off
1727-001	ENGINE PROGRAMMING IDLE SPEED	Engine Programming Idle Speed 700 RPM

COOLING

2704-002	ENGINE FAN DRIVE	Engine Fan Drive Clutch
2701-010	ENGINE COOLING SYSTEM	Engine Cooling Sys Serial Flow Medium
2711-005	ENGINE COOLING SYSTEM PROTECTION	Engine Cooling System Protection Light Duty Skid Plate Paint Frame Color
2708-001	ENGINE COOLANT	Engine Coolant Extended Life
2706-003	ELECTRONIC COOLANT LEVEL INDICATOR	Elec Low Coolant Level Indicator
2705-002	ENGINE PUMP HEAT EXCHANGER	Engine Pump Heat Exchanger
2709-004	COOLANT HOSES	Coolant Hoses Silicone Heater & Radiator w/Cab Int Rubber Hoses
2710-002	ENGINE COOLANT OVERFLOW BOTTLE	Engine Coolant Overflow Bottle

AIR INTAKE

2801-005	ENGINE AIR INTAKE	Engine Air Intake Filtration and Restriction w/Replaceable Element
2802-003	AIR INTAKE PROTECTION	Air Intake Protection Light Duty Skid Plate Painted Frame Color

EXHAUST

2901-024	ENGINE EXHAUST SYSTEM	Eng Exhaust Sys Under Frm RH Outboard w/DPF/SCR Inline
2907-003	DIESEL EXHAUST FLUID TANK	Diesel Exhaust Fluid Tank LH 6 Gal Fill Thru Rr Step
2902-010	ENGINE EXHAUST ACCESSORIES	Engine Exh Acc Exh Temp Mitigation
2906-002	ENGINE EXHAUST WRAP	Engine Exhaust Wrap

TRANSMISSION

1801-015	TRANSMISSION	Transmission Allison 3000 EVS
1806-001	TRANSMISSION MODE PROGRAMMING	Transmission Mode Programming 4th Startup/5th Mode
1811-004	TRANSMISSION FEATURE PROGRAMMING	Transmission Feature Programming Allison Gen V-E I/O Package 198/Pumper
1815-002	ELECTRONIC TRANSMISSION OIL LEVEL INDICATOR	Elec Transmission Oil Level Indicator
1807-005	TRANSMISSION SHIFT SELECTOR	Transmission GEN V-E Shift Sel Key Pad/Push Button
1814-002	TRANSMISSION PRE-SELECT WITH AUXILIARY BRAKE	2nd Gear Pre-Select
1808-007	TRANSMISSION COOLING SYSTEM	Transmission Cooling System
1817-001	TRANSMISSION DRAIN PLUG	Transmission Drain Plug
8005-001	TRANSMISSION WARRANTY	Transmission Warranty Allison (5) Year

POWER TAKE OFF

2005-009	PTO LOCATION	PTO Location 8:00/4:00
----------	--------------	------------------------

DRIVELINE

3001-001	DRIVELINE	Driveline Spicer 1710 HD
3005-002	MIDSHIP PUMP / GEARBOX	Midship Pump Jackshaft Only
3008-054	MIDSHIP PUMP / GEARBOX MODEL	Midship Pump/Gearbox Model Hale QMAX
3048-004	MIDSHIP PUMP GEARBOX DROP	Midship Pump Gearbox Drop Hale "L"
3009-020	MIDSHIP PUMP RATIO	Midship Pump Ratio 2.28:1 (23)
3010-080 0	MIDSHIP PUMP LOCATION C/L SUCTION TO C/L REAR AXLE	Midship Pump Location C/L Suction to C/L Rear Axle 80.0"

FUEL SYSTEMS

3109-021	FUEL FILTER/WATER SEPARATOR	Fuel Filter/Wtr Separator Fleetguard FS1003 w/Lt & Alarm
3111-001	FUEL LINES	Fuel Lines Nylon
3104-001	FUEL SHUTOFF VALVE	Fuel Shutoff Valve at Primary Filter
3103-008	ELECTRIC FUEL PRIMER	Electric Fuel Primer Engine Sply Electric Lift Pump
3101-101	FUEL TANK	Fuel Tank 50 Gallon
3130-001	FUEL TANK MATERIAL AND FINISH	Fuel Tank Material Steel & Finish Painted Frame Color
3131-001	FUEL TANK STRAP MATERIAL	Fuel Tank Strap Material Steel
3102-007	FUEL TANK FILL PORT	Fuel Tank Fill Port LH Rwd/RH Mid
3114-002	FUEL TANK SERVICEABILITY PROVISIONS	Fuel Tank Serviceability Prov 8' Fuel Line Extension
3115-001	FUEL TANK DRAIN PLUG	Fuel Tank Drain Plug

FRONT AXLE

2401-003	FRONT AXLE	Frt Axle Meritor MFS 20000# Beam
8059-013	FRONT AXLE WARRANTY	Front Axle Warranty Meritor 2017
2405-001	FRONT WHEEL BEARING LUBRICATION	Frt Wheel Bearing Lube Oil

FRONT SUSPENSION

2502-002	FRONT SHOCK ABSORBERS	Frt Shock Absorbers Bilstein
2501-006	FRONT SUSPENSION	Frt Suspension 9 Leaf 20000-21500#

STEERING

2601-006	STEERING COLUMN/WHEEL	Steering Column/Wheel Tilt/Telescopic 18" 4 Spoke
2609-002	ELECTRONIC POWER STEERING FLUID LEVEL INDICATOR	Elec Power Steering Fluid Level Indicator
2603-001	POWER STEERING PUMP	Power Steering Pump TRW
2606-009	FRONT AXLE CRAMP ANGLE	Front Axle Cramp Angle 48L/44R Degrees
2610-003	POWER STEERING GEAR	Power Steering Gear TRW TAS 65 w/Assist
2608-001	CHASSIS ALIGNMENT	Chassis Alignment

REAR AXLE

3401-003	REAR AXLE	Rear Axle 27000# Meritor RS-25-160
3403-001	REAR AXLE DIFFERENTIAL LUBRICATION	Rear Axle Differential Lubrication Oil
8061-010	REAR AXLE WARRANTY	Rear Axle Warranty Meritor 2017
3412-002	WHEEL HUB PAINT	Wheel Hub Paint Primary/Lwr Cab Color
3411-001	REAR WHEEL BEARING LUBRICATION	Rear Wheel Bearing Lubrication Oil
3408-004	VEHICLE TOP SPEED	Vehicle Top Speed 65 MPH

REAR SUSPENSION

3501-032	REAR SUSPENSION	Rear Susp Reyco 79KB Spring 21000-31500# Conventional
----------	------------------------	---

TIRES

3601-036	FRONT TIRE	Frt Tire 385/65R 22.5 Goodyear G296 MSA
3602-043	REAR TIRE	Rear Tire 12R 22.5 Goodyear G622 RSD
3413-538	REAR AXLE RATIO	Rear Axle Ratio 5.38
3614-013	TIRE PRESSURE INDICATOR	Tire Pressure Ind Frt & Rr Pop Up Voucher

WHEELS

3701-034	FRONT WHEEL	Frt Wheel Alcoa Dura-Bright LvL One 22.5 x 12.25 Alum
3703-028	REAR WHEEL	Rr Whl Alcoa Dura-Bright LvL One 22.5 x 8.25 Alum
3719-002	BALANCE WHEELS AND TIRES	Balance Wheels & Tires
3702-002	WHEEL TRIM	Wheel Trim Hub & Nut Covers SS Shiploose
3725-003	WHEEL GUARDS	Wheel Guards Between Dual Wheels & All Axles

BRAKES

3205-012	BRAKE SYSTEM	Brake System ABS/ATC/ESC Sgl Axle
3206-003	FRONT BRAKES	Frt Brakes Meritor EX225 Disc 17"
3207-005	REAR BRAKES	Rr Brakes S-Cam Drum 16.5" x 7" Cast Iron Shoe
3208-001	PARK BRAKE	Prk Brake Rr Wheels Only
3204-002	PARK BRAKE CONTROL	Prk Brake Ctrl Ctr Tunnel Mnt

3214-001	REAR BRAKE SLACK ADJUSTERS	Rr Brake Slack Adjusters Meritor
3202-005	AIR DRYER	Air Dryer Wabco System Saver 1200 Bhd LH Batt Box
3215-004	FRONT BRAKE CHAMBERS	Frt Brake Chambers MGM Type 24 Long Stroke
3210-015	REAR BRAKE CHAMBERS	Rr Brake Chambers TSE 30/36 Long Stroke

AIR SUPPLY SYSTEMS

3320-001	AIR COMPRESSOR	Air Compressor Wabco SS318 18.7 CFM
3339-004	AIR GOVERNOR	Air Governor Mnt on Air Dryer Bracket
3305-001	AUXILIARY AIR RESERVOIR	Aux Air Reservoir 1200 Cu In
3303-008	MOISTURE EJECTORS	Moisture Ejectors w/Cable/Auto Wet Tank w/Cable
3307-001	AIR SUPPLY LINES	Air Sply Lines Nylon
3334-002	AIR TANK SPACERS	Air Tank Spacers Inboard 1.5"
3338-002	REAR AIR TANK MOUNTING	Rear Air Tank Mnt Any Bhd Rear Axle Perpendicular w/Frame

FRAME

2103-190 0	WHEELBASE	Wheelbase 190.0"
2106-047 0	REAR OVERHANG	Rear Overhang 47.0"
2101-002	FRAME	Frame Double Channel 35.00" Width
8007-019	FRAME WARRANTY	Frame Warranty Lifetime 2017
2118-004	REAR TOW DEVICE	Rear Tow Device Spartan ERV Pumper Pattern
2117-002	FRAME CLEAR AREA	Frame Clear Area Inside Rail 30" Rwd Back of Cab
2110-118	FRAME PAINT	Frame Paint Hot Dipped Galvanized

BUMPER

2201-001	FRONT BUMPER	Frt Bumper Stainless Steel Flat
2202-005	FRONT BUMPER EXTENSION LENGTH	Frt Bumper Extension Length 21"
2226-004	FRONT BUMPER EXTENSION FRAME WIDTH	Frt Bumper Extension Frame Width 48.25"
2208-006	FRONT BUMPER APRON	Frt Bumper Apron For 21" Extension
2211-003	FRONT BUMPER COMPARTMENT CENTER	Frt Bumper Cmpt Ctr w/Cover
2210-002	FRONT BUMPER COMPARTMENT COVER HARDWARE	Frt Bumper Cmpt Cover Hardware Gas Cylinder/D-ring
5503-022	MECHANICAL SIREN	Mechanical Siren Federal Signal Q2B Pedestal Mnt
2218-002	MECHANICAL SIREN LOCATION	Mech Siren Location Frt Bmpr Apron LH OB
5501-020	AIR HORN	Air Horn (2) 21" Round Hadley E-Tone
2216-011	AIR HORN LOCATION	Air Horn Location (2) Frt Bmpr Face R/L OB
2232-002	AIR HORN RESERVOIR	Air Horn Reservoir (1) 1200 Cu In
5504-029	ELECTRONIC SIREN SPEAKER	Elect Siren Speaker 100W Cast Products SA4301
2217-008	ELECTRONIC SIREN SPEAKER LOCATION	Elec Siren Speaker Location Frt Bmpr Face Ctr
2204-002	FRONT BUMPER TOW EYES	Frt Bumper Tow Eyes 2" Painted Below

CAB TILT

2301-001	CAB TILT SYSTEM	Cab Tilt System
2303-003	CAB TILT LIMIT SWITCH	Cab Tilt Limit Sw Preset Limit
2305-001	CAB TILT CONTROL RECEPTACLE	Cab Tilt Ctrl Receptacle Temp

CAB GLASS

1401-009	CAB WINDSHIELD	Cab Windshield
1402-005	GLASS FRONT DOOR	Glass Frt Dr Roll Down/XDuty Regulator
1407-001	GLASS TINT FRONT DOOR	Glass Tint Frt Dr Automotive Green
1419-012	GLASS REAR DOOR RIGHT HAND	Glass Rr Dr RH Roll Down/XDuty Regulator
1430-001	GLASS TINT REAR DOOR RIGHT HAND	Glass Tint Rr Door RH Automotive Green
1412-013	GLASS REAR DOOR LEFT HAND	Glass Rr Dr LH Roll Down/XDuty Regulator
1431-001	GLASS TINT REAR DOOR LEFT HAND	Glass Tint Rr Door LH Automotive Green
1410-003	GLASS SIDE MID RIGHT HAND	Glass Side Mid RH Fxd 16"W x 26"H
1432-001	GLASS TINT SIDE MID RIGHT HAND	Glass Tint Side Mid RH Automotive Green
1409-003	GLASS SIDE MID LEFT HAND	Glass Side Mid LH Fxd 16"W x 26"H
1433-001	GLASS TINT SIDE MID LEFT HAND	Glass Tint Side Mid LH Automotive Green

CLIMATE CONTROL

1614-101	CLIMATE CONTROL	Climate Ctrl Htr Defroster Frt Ovrhd/Htr A/C Tunnel Mnt
1632-002	CLIMATE CONTROL DRAIN	Climate Control Drain Gravity
1617-101	CLIMATE CONTROL ACTIVATION	Climate Ctrl Actv Device Mnt Ovrhd/Device Mnt Tunnel
1603-003	A/C CONDENSER LOCATION	A/C Condenser Location Roof Mnt Fwd Ctr
1601-001	A/C COMPRESSOR	A/C Compressor Large Capacity
1608-012	CAB CIRCULATION FANS FRONT	Cab Circulation Fans Frt (2) Inboard Indv Sw Actv
1530-001	UNDER CAB INSULATION	Under Cab Insulation Engine Tunnel

CAB INTERIOR

1327-001	INTERIOR TRIM FLOOR	Interior Trim Floor
1302-001	INTERIOR TRIM	Interior Trim Vinyl
1368-002	REAR WALL INTERIOR TRIM	Rear Wall Interior Trim Vinyl
1306-006	HEADER TRIM	Header Trim XDuty
1305-013	TRIM CENTER DASH	Trim Center Dash XDuty Deluxe
1339-102	TRIM LEFT HAND DASH	Trim LH Dash XDuty
1321-004	TRIM RIGHT HAND DASH	Trim RH Dash XDuty Glove Cmpt/MDT Prov
1307-002	ENGINE TUNNEL TRIM	Eng Tnl Trim Flr Mat
5040-053	POWER POINT DASH MOUNT	Pwr Pnt Dash Mnt Batt Dir (1) Sw Pnl/(2) USB Sw Pnl
1303-017	STEP TRIM	Step Trim Grip Strut Lwr Flex-Tred Mid
1379-003	UNDER CAB ACCESS DOOR	Under Cab Access Door Rear Step LH Painted
1102-013	INTERIOR DOOR TRIM	Interior Door Trim Painted
1323-001	DOOR TRIM CUSTOMER NAMEPLATE	Door Trim Customer Nameplate
1105-001	CAB DOOR TRIM REFLECTIVE	Cab Dr Trim Reflective Vert Stripe/6" Chevron w/Logo
1308-001	INTERIOR GRAB HANDLE "A" PILLAR	Interior Grab Handle 'A' Pillar 11" Molded
1332-008	INTERIOR GRAB HANDLE FRONT DOOR	Interior Grab Handle Frt Door Horiz 9"

1345-002	INTERIOR GRAB HANDLE REAR DOOR	Int Grab Handle Rr Dr Alum Window Span 30" Black Powder Coat
1301-003	INTERIOR SOFT TRIM COLOR	Interior Soft Trim Color Gray
1337-001	INTERIOR TRIM SUNVISOR	Interior Trim Sunvisor Vinyl
1304-001	INTERIOR FLOOR MAT COLOR	Interior Floor Mat Color Gray
1335-017	CAB PAINT INTERIOR DOOR TRIM	Cab Paint Int Dr Trim Multi-tone Silver Gray
1371-017	HEADER TRIM INTERIOR PAINT	Header Trim Interior Paint Multi-tone Silver Gray
1370-019	TRIM CENTER DASH INTERIOR PAINT	Trim Center Dash Interior Paint Multi-tone Silver Gray
1378-018	TRIM LEFT HAND DASH INTERIOR PAINT	Trim LH Dash Interior Paint Multi-tone Silver Gray
1373-018	TRIM RIGHT HAND DASH INTERIOR PAINT	Trim RH Dash Interior Paint Multi-tone Silver Gray
1344-002	DASH PANEL GROUP	Dash Pnl Group 3-Pnl
1312-002	SWITCHES CENTER PANEL	Switches Ctr Pnl 6 Upr LH
1313-002	SWITCHES LEFT PANEL	Switches Left Pnl 1 Wiper
1314-009	SWITCHES RIGHT PANEL	Switches Right Pnl 3 Far RH Ctr

CAB SEATS

1225-007	SEAT BELT WARNING	Seat Belt Warn Vista Display w/VDR
1237-005	SEAT MATERIAL	Seat Material Ballistic Plus
1243-003	SEAT COLOR	Seat Color Black/Red Seat Belts
1249-001	SEAT BACK LOGO	Seat Back Logo Spartan
1201-007	SEAT DRIVER	Seat Driver Bostrom Firefighter 8-Way Elect ABTS
1213-025	SEAT BACK DRIVER	Seat Back Driver Non-SCBA ABTS
1219-001	SEAT MOUNTING DRIVER	Seat Mounting Driver
8102-103	OCCUPANT PROTECTION DRIVER	Occupant Protection Driver Advanced Protection System
1202-009	SEAT OFFICER	Seat Officer Bostrom Firefighter Fixed ABTS
1214-034	SEAT BACK OFFICER	Seat Back Officer SCBA IMMI SmartDock
1220-002	SEAT MOUNTING OFFICER	Seat Mounting Officer
8103-103	OCCUPANT PROTECTION OFFICER	Occupant Protection Officer Advanced Protection System
1297-002	POWER SEAT WIRING	Power Seats Wiring Battery Direct
1273-001	SEAT BELT ORIENTATION CREW	Seat Belt Orientation Crew Outboard Shoulder To Inboard Hip
1263-001	SEAT REAR FACING OUTER LOCATION	Seat RFO Location (2) R/L
1203-007	SEAT CREW REAR FACING OUTER	Seat Crew RFO Bostrom Firefighter Flip-Up
1215-031	SEAT BACK REAR FACING OUTER	Seat Back RFO SCBA IMMI SmartDock
1221-009	SEAT MOUNTING REAR FACING OUTER	Seat Mounting RFO Rwd 2"
8104-103	OCCUPANT PROTECTION RFO	Occupant Protection RFO Advanced Protection System
1266-001	SEAT FORWARD FACING CENTER LOCATION	Seat FFC Location (2) Ctr
1206-012	SEAT CREW FORWARD FACING CENTER	Seat Crew FFC Bostrom Firefighter Flip-Up
1218-035	SEAT BACK FORWARD FACING CENTER	Seat Back FFC SCBA IMMI SmartDock
8107-102	OCCUPANT PROTECTION FFC	Occupant Protection FFC Advanced Protection System
1269-101	SEAT FRAME FORWARD FACING	Seat Frm Fwd Fcg Dual
1281-101	SEAT FRAME FORWARD FACING STORAGE ACCESS	Seat Frm Fwd Fcg Strg Acc Dr (2) R/L Sd
1224-002	SEAT MOUNTING FORWARD FACING CENTER	Seat Mounting Forward Facing Center

1311-101	CAB FRONT UNDERSEAT STORAGE ACCESS DOOR	Cab Frt Undrst Strg Acc Dr
1355-019	SEAT COMPARTMENT DOOR FINISH	Seat Compartment Door Finish Multi-tone Silver Gray

CAB EXTERIOR

1511-003	WINDSHIELD WIPER SYSTEM	Windshield Wiper System Single Motor
1534-002	ELECTRONIC WINDSHIELD FLUID LEVEL INDICATOR	Electronic Windshield Fluid Level Indicator
1103-001	CAB DOOR HARDWARE	Cab Door Hardware Chrome
1111-001	DOOR LOCKS	Door Locks Manual
1503-002	GRAB HANDLES	Grab Handles SS 18"
1504-013	REARVIEW MIRRORS	Mirror Aerodynamic Retractable 613275 Rmt Htd
1529-003	REARVIEW MIRROR HEAT SWITCH	Rearview Mirror Heat Sw MUX
1513-001	CAB FENDER	Cab Fender SS
1514-003	MUD FLAPS FRONT	Mud Flaps Frt Wide
1526-021	CAB EXTERIOR FRONT & SIDE EMBLEMS	Cab Ext Frt & Side Emblems Spartan w/APS

START / CHARGING SYSTEMS

5109-001	IGNITION	Ign Mstr Sw w/Keyless Start
5101-002	BATTERY	Batt (6) Group 31 Harris
5106-003	BATTERY TRAY	Batt Tray (2) R/L Steel
5107-007	BATTERY BOX COVER	Batt Box Cover (2) Steel w/Black Handles
5102-001	BATTERY CABLE	Batt Cables
5108-002	BATTERY JUMPER STUD	Batt Jumper Stud Frt LH Lwr Step
5104-002	ALTERNATOR	Alternator Leece-Neville 320A

LINE VOLTAGE ELECTRICAL POWER DISTRIBUTION

5202-024	BATTERY CONDITIONER	Batt Cond Kussmaul 1200 P/P LH RFO Seat Position
5203-002	BATTERY CONDITIONER DISPLAY	Batt Cond Display LH Mid Glass
3314-005	AUXILIARY AIR COMPRESSOR	Aux Air Cmp Kussmaul 12V Bhd Drv Seat
5204-055	ELECTRICAL INLET	Elec Inlet 120V 20A Auto Eject
5209-002	ELECTRICAL INLET LOCATION	Elec Inlet Location LH Cab Side Mid
5210-004	ELECTRICAL INLET CONNECTION	Elec Inlet Conn to Batt Conditioner
5206-002	ELECTRICAL INLET COLOR	Elec Inlet Color Yellow

LIGHTING

5301-100	HEADLIGHTS	Headlights 4 Headlamps Halogen
5303-017	FRONT TURN SIGNALS	Frt Turn Signals Whelen M6 LED
5337-001	HEADLIGHT LOCATION	Headlights Below Frt Warn Lts
5336-003	SIDE TURN/MARKER LIGHTS	Side Turn/Marker Lts LED
5302-003	MARKER & ICC LIGHTS	Marker & ICC Lts Face Mnt LED
5350-061	HEADLIGHT AND MARKER LIGHT ACTIVATION	Hdlt & Mrkr Lt Actv MUX
5308-008	GROUND LIGHTS	Ground Lts Resp Side Dr & Vista

5309-002	LOWER CAB STEP LIGHTS	Lwr Cab Step Lts
5382-002	INTERMEDIATE STEP LIGHTS	Intermediate Step Lts LED
5312-001	ENGINE COMPARTMENT LIGHT	Engine Cmpt Work Lt (1)
5403-062	LIGHTBAR PROVISION	Lightbar Prov Wire & Lwr Mnt Spartan Supply
5450-234	CAB FRONT LIGHTBAR	Cab Frt Ltbar Whelen Freedom F4N72QLED 8R2C Layout 1
5426-003	LIGHTBAR SWITCH	Lightbar Sw Vista
5306-002	SIDE SCENE LIGHTS	Side Scene Lts Whelen 810 Series 12V QH Clear 32 Deg
5318-004	SIDE SCENE LIGHT LOCATION	Side Scene Lt Loc Upper Mid Rwd 10" Roof Position
5316-008	SIDE SCENE ACTIVATION	Side Scene Actv Indv Vista Buttons & Resp Side Door
5305-155	INTERIOR OVERHEAD LIGHTS	Interior Overhead Lts Weldon w/Front Map Lts/MUX Actv

OPTICAL WARNING DEVICES

5406-001	DO NOT MOVE APPARATUS LIGHT	Do Not Move App Lt Flashing Red w/Alarm
5422-002	MASTER WARNING SWITCH	Mstr Warn Sw MUX
5409-002	HEADLIGHT FLASHER	Headlight Flasher Alternating
5425-003	HEADLIGHT FLASHER SWITCH	Headlight Flasher Sw MUX
5401-032	INBOARD FRONT WARNING LIGHTS	Inboard Frt Warn Lts Whelen M6 LED Chrm Bezel
5413-003	INBOARD FRONT WARNING LIGHTS COLOR	Inboard Frt Warn Lts Color Red w/Clr Lens
5423-003	FRONT WARNING SWITCH	Frt Warn Sw Vista
5404-027	INTERSECTION WARNING LIGHTS	Intersection Warn Lts Whelen M6 Super LED
5419-003	INTERSECTION WARNING LIGHTS COLOR	Int Warn Lts Color Red w/Clr Lens
5420-002	INTERSECTION WARNING LIGHTS LOCATION	Intersection Warn Lts Location Bumper Tail Rwd
5402-029	SIDE WARNING LIGHTS	Side Warn Lts Whelen M6 Super LED
5418-003	SIDE WARNING LIGHTS COLOR	Side Warn Lts Color Red w/Clr Lens
5412-002	SIDE WARNING LIGHTS LOCATION	Side Warn Lts Location Lwr Mid
5424-003	SIDE AND INTERSECTION WARNING SWITCH	Side & Intersection Warn Sw Vista

AUDIBLE WARNING DEVICES

5510-004	SIREN CONTROL HEAD	Siren Ctrl Head Whelen 295HFS2
5514-005	HORN BUTTON SELECTOR SWITCH	Horn Btn Sel Sw Elec Horn/Air Horn MUX
5512-003	AIR HORN ACTIVATION	Air Horn Actv Strg Whl/RH Ft Sw
5513-002	MECHANICAL SIREN ACTIVATION	Mech Siren Actv R/L Ft Sw/Brk Sw
5505-002	BACK-UP ALARM	Back-Up Alarm Ecco 575

INSTRUMENTATION

5601-019	INSTRUMENTATION	Instrumentation Standard
5624-001	BACKLIGHTING COLOR	Backlighting Color Red

COMMUNICATIONS SYSTEMS

5721-002	WI-FI HOTSPOT	Wi-Fi Hotspot Mobile Gateway Bhd Officer Seat
5722-002	WI-FI HOTSPOT ANTENNA	Wi-Fi Hotspot Antenna Cab Roof Mid RH Abv B-Pillar

5703-010	COMMUNICATION ANTENNA	Comm Ant Base RH Fwd Cab Rf Spartan Sply
5708-002	COMMUNICATION ANTENNA CABLE ROUTING	Comm Ant Cable Routing Under RH Frt Seat
5709-003	AUXILIARY COMMUNICATION ANTENNA	Aux Comm Ant Base LH Fwd Cab Roof Spartan Sply
5710-002	AUXILIARY COMMUNICATION ANTENNA CABLE ROUTING	Aux Comm Ant Cable Routing Under RH Frt Seat
5711-005	ADDITIONAL COMMUNICATION ANTENNA	Addl Comm Ant Base LH Inboard Fwd Cab Rf Spartan Sply
5712-002	ADDITIONAL COMMUNICATION ANTENNA CABLE ROUTING	Addl Comm Ant Cable Routing Under Rkr Sw Pnl
5702-005	TWO-WAY RADIOS	Two-Way Radio Engine Tunnel Wiring Conduit
5020-001	PANEL LAYOUT	Panel Layout

ADDITIONAL EQUIPMENT

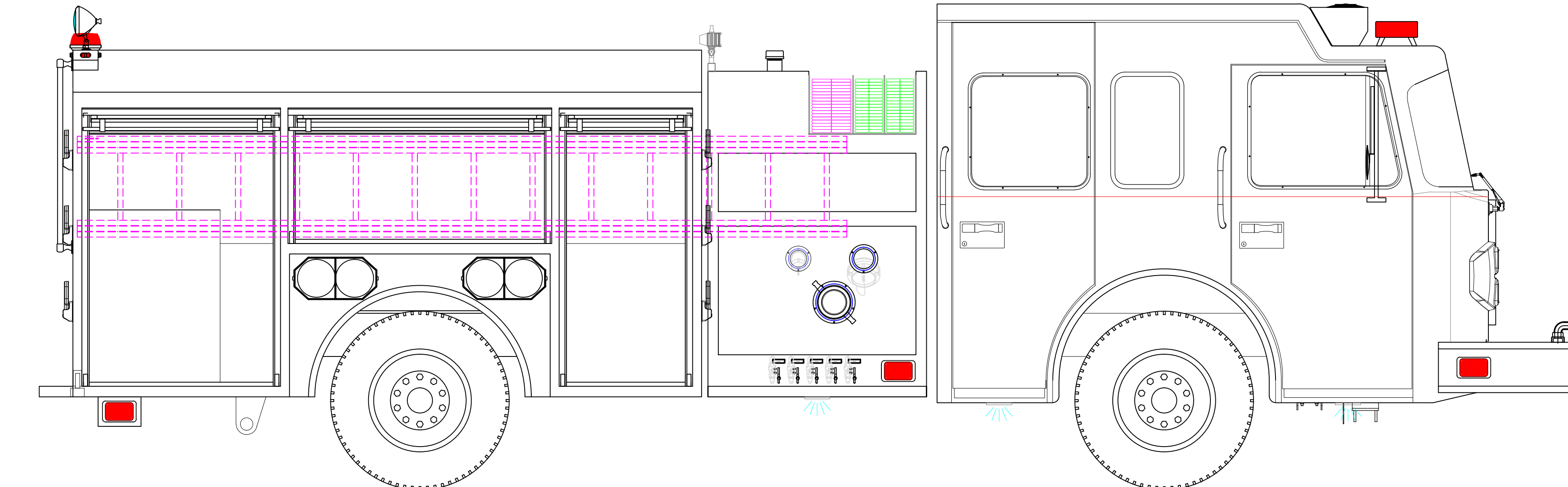
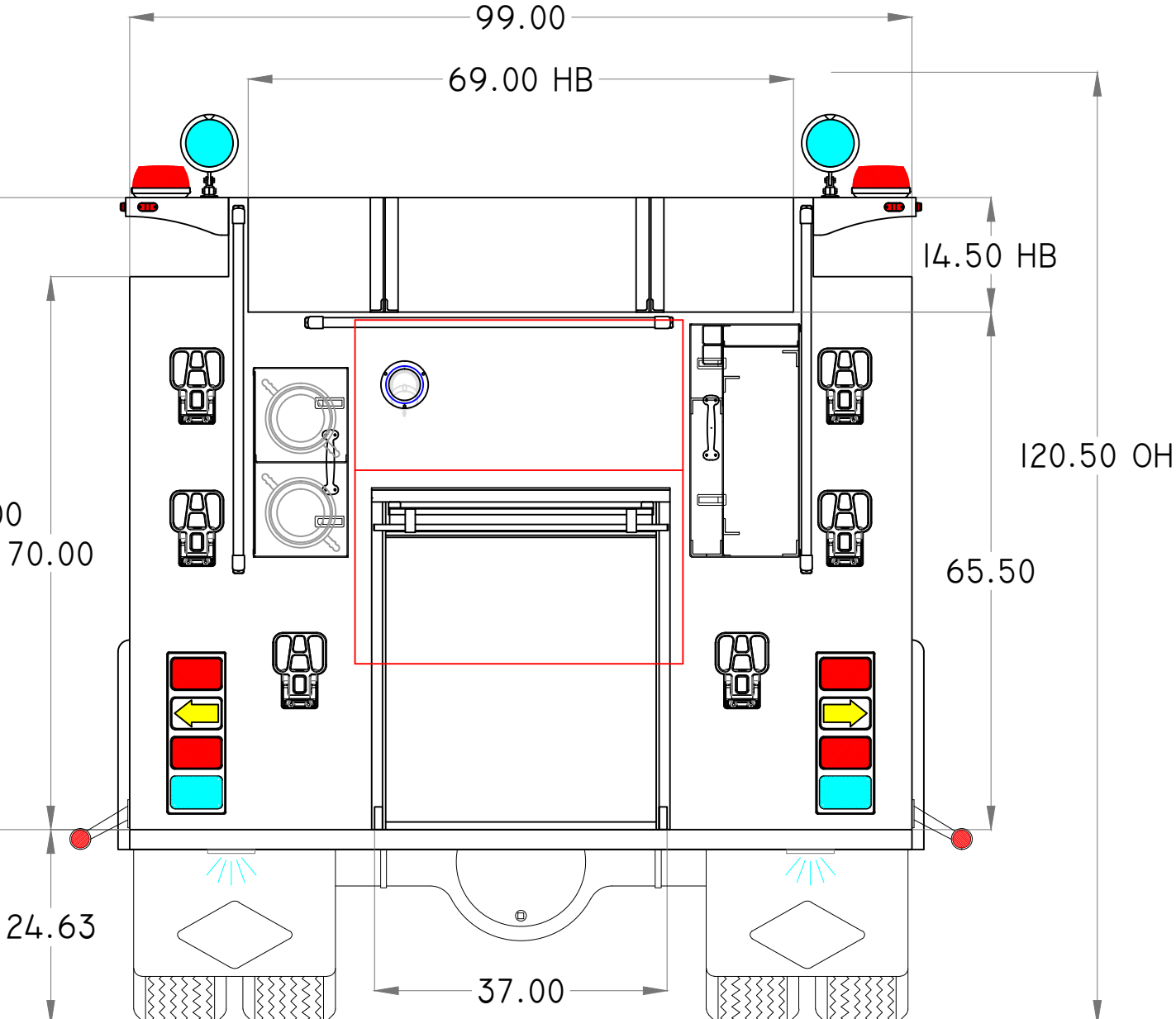
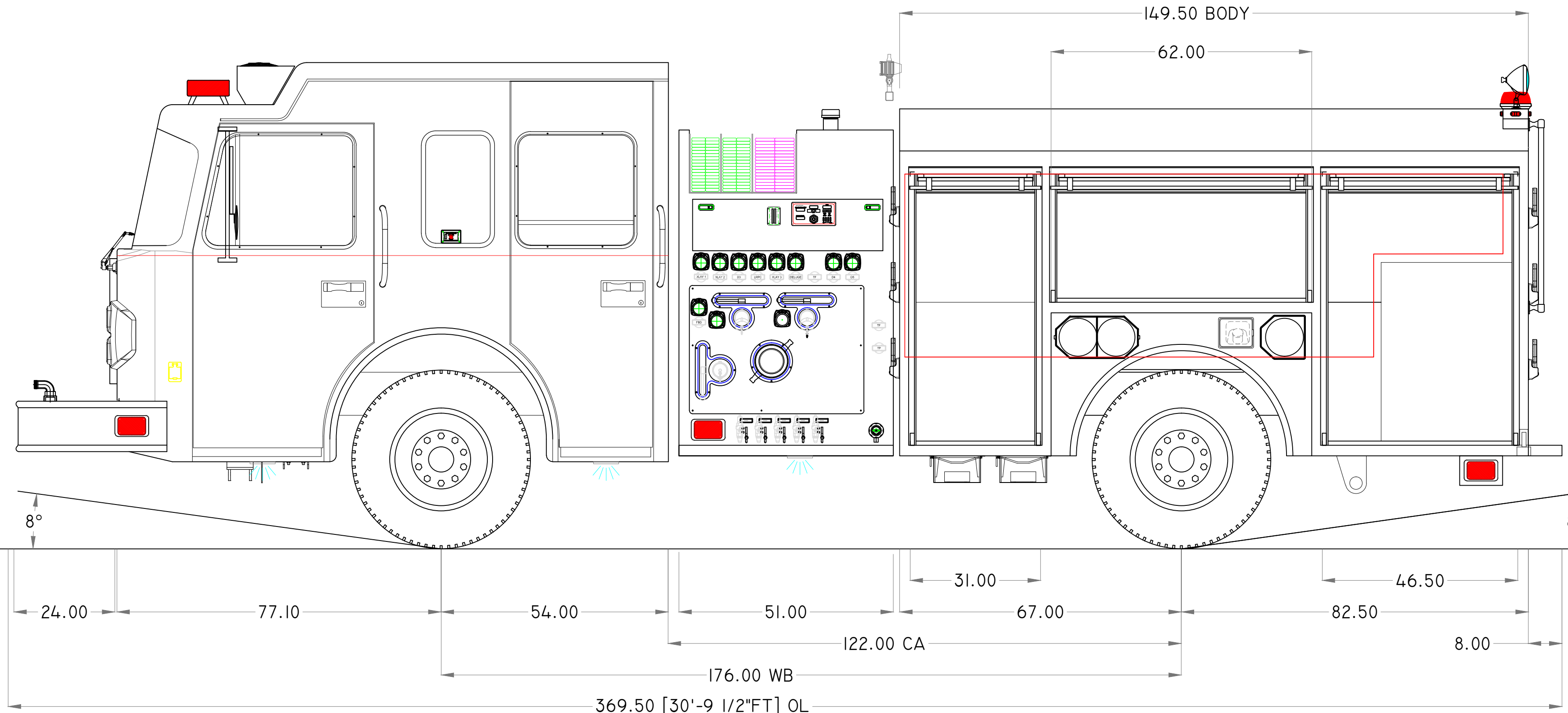
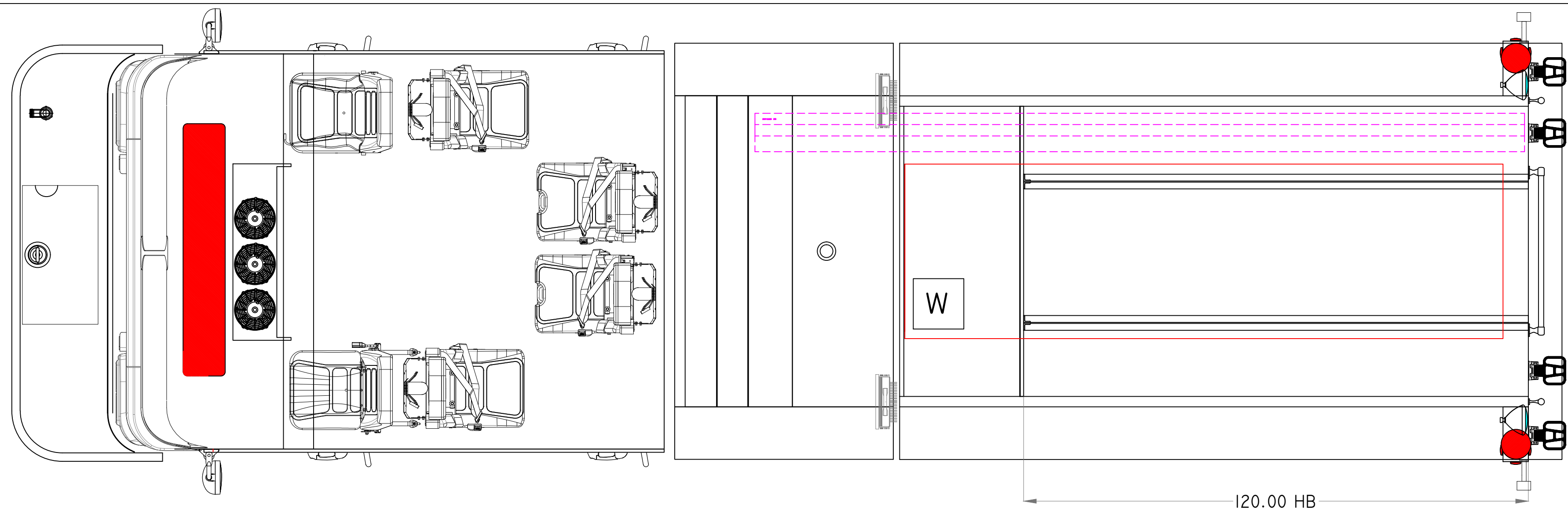
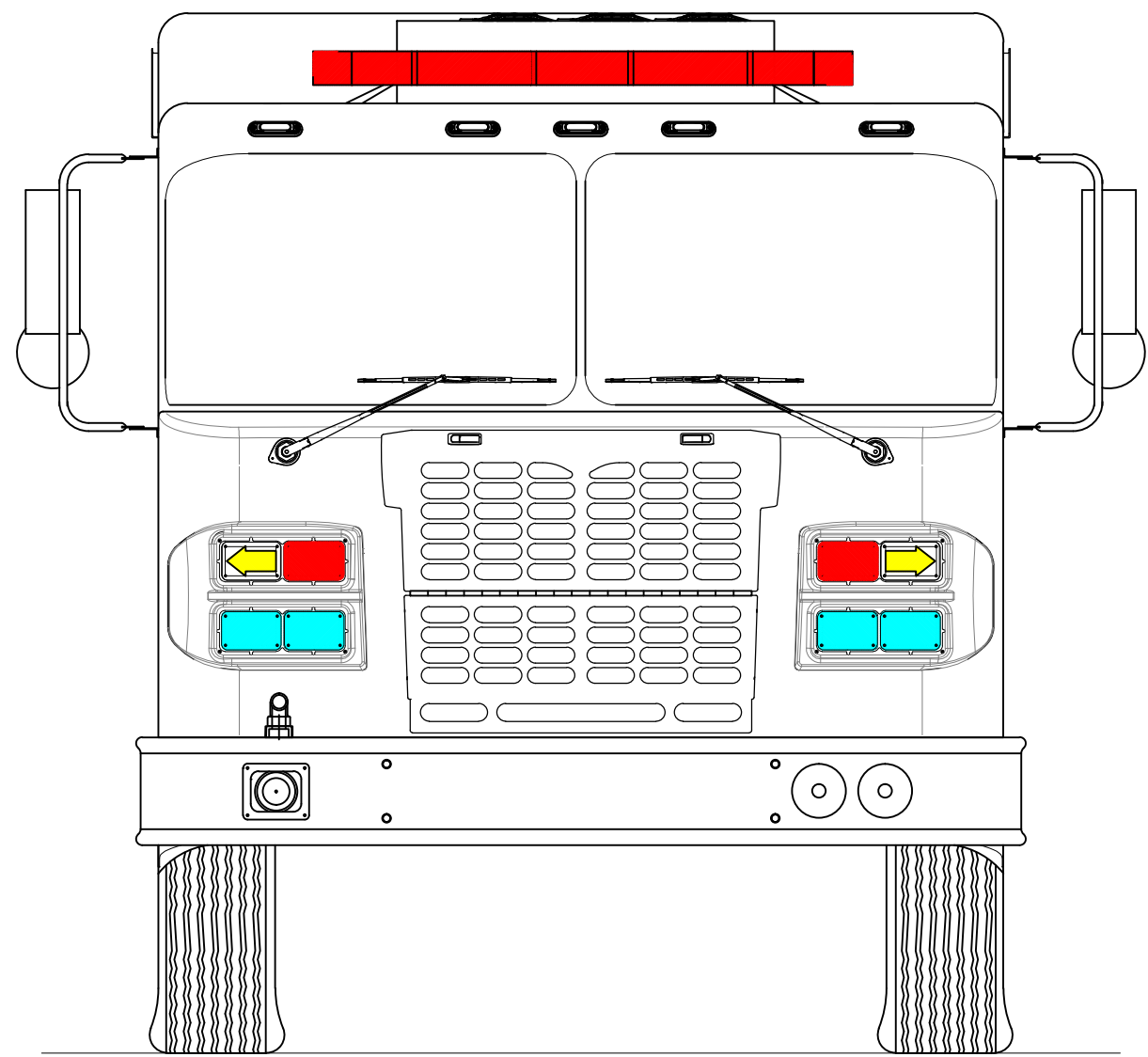
8814-003	CAB EXTERIOR PROTECTION	Cab Exterior Protection Front And Rear
8806-001	FIRE EXTINGUISHER	Fire Extinguisher Ship Loose
8807-002	ROAD SAFETY KIT	Road Safety Kit Shiploose
8810-001	DOOR KEYS	Door Keys for Manual Locks (4)
8811-003	DIAGNOSTIC SOFTWARE OCCUPANT PROTECTION	Diagnostic Software Occupant Protection Advanced Protection System

SALES ADMIN

8003-142	WARRANTY	Warranty Cab and Chassis 2017 (5) Year w/(2) Year Std (3) Year Ext
8017-001	CAB AND CHASSIS LABELING LANGUAGE	Cab and Chassis Labeling Language English
8030-006	CHASSIS OPERATION MANUAL	Chassis Operation Manual Digital Copy (2)
8031-024	ENGINE & TRANSMISSION OPERATION MANUAL	Eng & Trans Operation Man Eng Hard Copy/Trans Digital/Eng Owner Digital
8805-007	CAB/CHASSIS AS BUILT WIRING DIAGRAMS	Cab/Chassis As Built Wiring Diagrams Digital Copy (2)
8039-001	SALES TERMS	Sales Terms

ENGINEERING

9005-002	DRIVELINE LAYOUT CONFIRMATION	Driveline Layout Confirmation Required
2124-002	EFCM/REAR CROSSMEMBERS	End of Frame Cross Member



CHASSIS:	SPARTAN METRO STAR MFD IORR
ENGINE:	CUMMINS ISL 380 HP
TRANSMISSION:	3000 EVS
AXLES:	20,000# FRONT / T27,000# REAR
MODEL:	STAR PUMPER
WATER/FOAM:	750 / 0 GALLONS
PUMP:	HALE QMAX 1250 GPM
FOAM SYSTEM:	N/A
GENERATOR:	N/A

DOOR FRAMED OPENINGS	
COMPARTMENT	DOOR FRAMED OPENING
L1	31.0-W x 65.0-H
L2	62.0-W x 31.0-H
L3	46.5-W x 65.0-H
R1	31.0-W x 65.0-H
R2	62.0-W x 31.0-H
R3	46.5-W x 65.0-H
BI	37.0-W x 42.0-H

SPECIAL NOTES:

CUSTOMER
THIS DRAWING IS A CLOSE APPROXIMATION OF YOUR FIRE APPARATUS. IN ALL CASES WHERE THE DRAWING AND THE WRITTEN SPECIFICATION DIFFER, THE SPECIFICATION SHALL PREVAIL. PLEASE WORK WITH YOUR DEALER TO ASSURE THAT THE WRITTEN SPECIFICATION REPRESENTS WHAT YOU WANT IN YOUR FINISHED PRODUCT. SPARTAN ERV BUILDS TO THE WRITTEN SPECIFICATION, NOT THE DRAWING TO ASSURE THAT YOUR NEEDS ARE MET.

PROPRIETARY AND CONFIDENTIAL
THE INFORMATION CONTAINED IN THIS DRAWING IS THE SOLE PROPERTY OF SPARTAN ERV. ANY REPRODUCTION IN PART OR AS A WHOLE WITHOUT THE WRITTEN PERMISSION OF SPARTAN ERV IS PROHIBITED. CRIMSON FIRE INC. D/B/A SPARTAN ERV

0	11/18/14	INITIAL PROPOSAL	M.G.H.
REV	DATE	DESCRIPTION	NAME

SCALE: NOT TO SCALE
CUSTOMER:
FCAM/MAPC/C&S-S2

TRUCK NUMBER:	DEALER:
000000	C & S SPECIALTY



907 7th Avenue North Brandon, SD 57005
64 Cocalico Creek Road Ephrata, PA 17522

SPARTANERV.COM
605.582.4000

Spartan Model L1 – Base Custom Pumper

- Spartan Metro X 94" wide 10" Raised roof Custom Cab,
- Air conditioning,
- front bumper extension,
- 20,000lb front axle,
- 27,000 lb rear axle,
- Cummins ISL 380 HP with turbo brake,
- Allison 3000 Automatic transmission,
- 6 Seats with 5 SCBA seats,
- single color paint

- Hale DSD 1250,
- Standard discharge package,
- Pro Poly 1000 gallon booster tank,
- 34" wide pump panel

- 156" long Fabricated Aluminum Body,
- stainless steel sub-frame and Vibra torque mounting system,
- High side left side with suction storage compartment,
- High side right side with ladder storage compartment,
- roll up doors.

Detail listing of all components follows.

This vehicle is a program truck with limited options.



QUOTATION

MAPC - FCAM 2015 - Spartan ERV Base Pumper

L1

Quote No: 10267-0001
11/10/2015

Page 1

PART NO	DESCRIPTION	QTY
== Legend Pumper - 10.101 08/14/15 ==		
00-00-0050	LEGEND Series QW Data Book Release v10.1.1 (8/14/2015)	1
00-00-1550	BOILER PLATE BEFORE BID - Legend Pumper - (Generic Specs)	1
00-01-1000	General Specifications (Generic Specs) Pumper	1
00-01-1090	NO Dealer Bio Entry (use drop down to add area for dealer info)	1
00-03-1110	Bid (Generic Specs) Drawing	1
00-03-1211	Approval / Pre-Con (Generic Specs) Drawing NO Pump Panel	1
00-05-0500	NO Bid Security	1
00-06-1000	Performance Bond (Generic Specs)	1
00-07-1150	NO Warranty Bond	1
00-08-3100	SINGLE SOURCE MANUFACTURER (CUSTOM CHASSIS OPTION) (Generic Specs)	1
00-08-4000	Tag On Order/Cooperative Purchasing Agreement	1
00-10-1000	UL Testing-Pump & Low-Voltage Electrical Certification Test (1901)-DETAILED SPEC	1
00-10-4000	Finite Element Analysis (Generic Specs)	1
00-13-0200	Information & Extras Supplied, Pumper	1
00-13-1000	2 Sets Supplied Component Info, (Generic Specs)-English	1
00-13-4005	NO Color Coded Schematics Provided	1
00-13-4015	Warning and Information Labels-English	1
00-30-1900	NO Pre-Construction Conference	1
00-30-4000	NO Final Inspection	1
00-30-5000	Online Customer Interaction (Generic Specs)	1
00-38-0000	Pump & Apparatus Operation Training DEALER ENTER INFORMATION	1
00-40-1000	Liability Insurance, \$10 mill, (Generic Specs)	1
00-60-1070	General Warranty -5 Year, (Generic Specs) \$s on Proforma	1
00-70-0900	Structural Warranty -10 years, Aluminum (Generic Specs)	1
00-90-5900	Hale Warranty - 5 year Parts and 2 years Labor	1
00-90-7100	Plumbing Warranty - 10 Year (Generic Specs)	1
00-91-3500	Pro Poly Tank Warranty (Pre bid specs)	1
00-91-9105	Multi-plexed Electrical Warranty - 5 Year (Generic Specs)	1
00-93-9300	Paint Warranty - 10 year Prorated, Aluminum (Generic Specs)	1
00-95-1E50	NO Maximum Overall Length Requirement (Max OAL)	1
00-95-2E50	NO Maximum Overall Height Requirement (Max OAH)	1
00-95-5E50	NO Maximum Wheel Base	1
01-00-2200	Metro Star-X Custom Chassis, Pumper **Dealer Create Quote**	1
03-11-2550	Bumper Extension (Chassis Provided)	1
03-12-1000	(1) Hose well, Bmpr Ext, Smooth Alum w/Drain Holes	1
03-12-2200	Embossed Aluminum Diamond Plate Cover - w/notch-hinged	1
04-00-4525	Drive Line Modification/Pump Mounting (1/2 Chassis Provided)	1
04-00-4600	Drill Frame for Body Installation	1
04-11-9005	High Idle Switch (Chassis Provided)	1
04-12-1500	Back Up Alarm (Chassis Provided)	1
04-18-1200	Open Door Indicator Light (Chassis Provided)	1

PART NO	DESCRIPTION	QTY
04-30-0050	NO Intercom Package	1
04-50-0100	Charging System (Chassis Provided)	1
04-60-0010	Whelen - # 295SLSA1	1
04-60-0100	Siren Speaker, Custom Chassis	1
04-60-0400	Siren Speaker (Chassis Provided)	1
04-70-1500	Federal Q2B Siren-Pedestal Mount w/Chrome Grille/Hsng{REQ Bumper Extension, 21}	1
04-70-3000	Siren mounted ON bumper - Far Outboard-Left side	1
04-70-6500	Q2B, Foot Switch, Driver's Side	1
04-85-0250	Air Horns (Chassis Provided)	1
04-87-0000	Chassis Required Labeling & Miscellaneous Options, English, custom cab	1
04-87-5000	Apparatus Information Label, English	1
04-87-5020	Cab Helmet Warning Label (Chassis provided-English)	1
04-92-1000	Tire Pressure Indicators (Chassis Provided)	1
04-95-0000	NO Tire Chains	1
05-01-1050	Retro reflective Striping on Inside of Door Panels (Chassis Provided)	1
05-02-2200	Vehicle Data Recorder (Chassis Provided)	1
05-10-1050	Calculated Stability	1
05-15-1100	{QTY} Helmet Restraints -Ziamatic-	6
06-20-0100	Mud flaps - Rear Only	1
06-20-5100	Cab Tilt Pendant Control -Lower Pump Access Panel-	1
06-25-0010	Horizontal Exhaust Extension (Chassis Provided)	1
06-43-0200	NO Wheel Covers	1
06-70-1005	NO Map Binder Storage- Custom Cab Option only	1
06-80-1005	NO EMS Compartment-Custom Cab option only	1
20-00-0050	DISCHARGE RATINGS FOR PUMP FLOW-SEE PDF	1
20-00-0100	Side Mount-Pump Compartment	1
20-00-0250	Pump Compartment-Module Mounting	1
20-00-0275	Pump Compartment Work Light	1
20-00-0305	Side Mount Panels	1
20-00-0405	Panel Finish- Brushed stainless steel	1
20-00-0605	Side Mount Pump Panel Lighting-Weldon lights-LS Emb Alum Shields -RS Grote	1
20-00-0680	Side Pump Panel Light Activation-Switch at operator's panel	1
20-00-0805	Side Mount Controls-Innovative Controls	1
20-00-1000	NO Diamond Plate on Overlay on Front Of Pump Module	1
20-00-1100	Running Boards	1
20-00-1105	NO Running Board Hose Wells	1
20-00-2000	Pump Panel Components	1
20-00-2005	Pump Panel Labeling, English	1
20-00-3005	PSG - Fire Research Corporation "InControl 400"	1
20-00-3105	Pump Panel Harness (commercial cabs only)	1
20-00-4000	Relief Valve - TFT, All Pumps	1
20-00-4100	UL Test Ports	1
20-00-4210	Class 1 Intelli- ITL-W Water Tank Level Gauge	1
20-00-4305	NO Additional Water Tank Gauge/Driver Gauge	1
20-00-4605	Air Horn Button	1
20-00-5005	Pump Compartment Heater - 30k BTU	1
20-00-5010	Heat Pan - aluminum -	1
20-00-6005	Heat Exchanger - (1/2 Chassis Provided, USE FOR SPARTAN CABS)	1
20-00-7000	Pump Compartment Top Overlay	1
24-12-0005	Hale DSD 1250 GPM Pump -Single Stage (volute)	1
24-13-0002	Mechanical Seal	1
24-13-0010	Air Pump Shift	1
24-13-0020	Air Pump Shift Location-Left Hand Side Knee Area	1
24-13-0040	No Manual override for Pump Shift Provided	1
24-13-0050	Air Primer w/ Push Button Control	1
24-13-0100	6.0" Steamer Inlets with long handle caps (w/ logo)	1
24-13-0200	Pump Cooling/Circulation Line	1
24-13-0255	(2) Pump Anodes	1
24-13-0300	Master Pump Drain	1
24-13-0400	Manually Operated Drains	1

PART NO	DESCRIPTION	QTY
24-13-0500	Ball Valves - Akron	1
24-13-0600	Plumbing & Manifolds	1
24-13-1000	2.0" Tank Fill	1
24-13-1100	3.0" Tank to Pump	1
24-13-1150	Tank to Pump Check Valve	1
24-13-1200	2.5" Left Side Aux Inlet	1
24-13-1300	NO 2.5" Right Side Aux Inlet	1
24-13-1400	2.5" Intake Plumbing	1
24-13-1450	2.5" Intake Termination-2.5" NST	1
24-13-2000	2.5" Left Side Discharge {D-1-forward position}	1
24-13-2010	Auxiliary 2.5" Left Side Discharge {D-2-rearward position}	1
24-13-2050	2.5" Right Side Discharge	1
24-13-2100	2.5" Side Discharge Plumbing	1
24-13-2100	2.5" Side Discharge Plumbing	1
24-13-2100	2.5" Side Discharge Plumbing	1
24-13-3010	3.0" Right Side Discharge	1
24-13-3100	3" Side Discharge Plumbing	1
24-13-4000	2.5" Right Side Rear Discharge (-3M BODY change to LR, -22 BODY select 'NO')	1
24-13-4100	2.5" Rear Discharge Plumbing	1
24-13-4200	NO Left Rear Hose Bed Preconnect	1
24-13-5000	2.5" Discharge Termination- 2.5" NST w/ cap	1
24-13-5000	2.5" Discharge Termination- 2.5" NST w/ cap	1
24-13-5000	2.5" Discharge Termination- 2.5" NST w/ cap	1
24-13-5000	2.5" Discharge Termination- 2.5" NST w/ cap	1
24-13-5100	3" Discharge Term: 3" NST x 3" NST x 3"NST Cr Elbw w/cap	1
24-13-6000	3.0" Deck Gun Discharge	1
24-13-6100	3.0" Deck Gun Piping	1
24-13-6155	Cap Off Pipe w/ Stainless Steel Cap	1
24-13-7020	Crosslays-Single Stack-Side Control	1
24-13-7050	Two (2) 1.75" Hose Single Stack Crosslays - 2.0"	2
24-13-7060	One (1) 2.5" Single Stack Crosslay	1
24-13-7100	2" Discharge Plumbing-(Xlay/Splay)	2
24-13-7105	2.5" Discharge Plumbing (Xlay)	1
24-13-7200	2" NPT x 1.5" NST-Discharge Termination (Speedlay/Xlay)	2
24-13-7250	2.5" NPT x 2.5" NST-Discharge Termination-Xlay	1
24-13-7300	Crosslay Cover-Vinyl (ext. & Velcro attached)	1
24-13-7500	Crosslay Side Cover-Vinyl	2
24-13-7550	Crosslay Cover-Red	2
24-13-8010	1.5" Front Bumper Discharge	1
24-13-8100	2" Discharge Plumbing-Front bumper discharge	1
24-13-8200	2" NPT x 1.5" NST-FBD Discharge Termination on RS Gravel Shield	1
24-13-8400	Air Blowout for Front Bumper Discharge	1
24-13-8500	NO Front Suction Inlet	1
24-15-0000	NO Booster Reel	1
24-20-0005	DISCHARGE GAUGES	1
24-20-0010	Thuemling 2.5" FA Series	1
24-20-0105	0-400 PSI Scale Reading-Gauge	1
24-20-0205	Black on White gauge face	1
24-20-0405	NO Deluxe Bezels for Gauges	1
27-00-0010	NO FOAM / CAFS System	1
27-45-0005	No Foam/CAFS supply to discharge	1
27-45-0005	No Foam/CAFS supply to discharge	1
27-45-0005	No Foam/CAFS supply to discharge	2
27-45-0005	No Foam/CAFS supply to discharge	1
31-20-1000	Vibra-Torque Body Mounting, Pumper	1
31-31-0100	NO Compartment Drains (REQ FOR ULC, ADD BY DROP DOWN)	1
31-31-5000	Compartment Vent System -chrome-	1
32-00-1000	1/8" Aluminum Body - Legend (DO NOT USE FOR LOW SIDE OR SAO PAULO STYLE)	1
32-01-1100	=BODY SIDE/REAR COMPARTMENT CONFIGURATIONS/PDF=	1
32-04-156A	1560-3 Legend Pumper Body (Formerly 'A' Design)	1

PART NO	DESCRIPTION	QTY
32-42-1980	Rear Compartment - Roll up Door - ROM	1
32-42-5500	Overlays- Diamond plate Front and Smooth (Aluminum Rear of Body)	1
32-46-0100	NO ROLL-UP Door Protector, Rear Compartment	1
35-05-1560	ROLL-UP DOORS - 1560 (4) Full Height/(2) Over Wheel	1
35-05-1999	R.O.M. (Roll-Up Doors)	1
35-05-2000	Satin Aluminum Finish	1
35-05-2800	NO ROLL-UP Door Protectors, SIDE COMPARTMENTS	1
35-05-2900	NO Inside Door Straps	1
36-00-0010	Compartment Lighting (1) LED Tube Light per Compartment, Spartan ER	1
50-15-4000	Hose bed Description - Pumper	1
50-15-5000	Hose Load (Select Options for Qty/Size of Hoseload)-More Opts avail-opt/pkg ind	1
50-15-5020	*SELECT HOSE BAY 1* (BAY 1 IS FAR LEFT, GO L TO R)	1
50-15-5025	*SELECT HOSE BAY 2* (BAYS GO L TO R)	1
50-15-5030	*SELECT HOSE BAY 3* (BAYS GO L TO R)	1
50-15-5035	*SELECT HOSE BAY 4* (BAYS GO L TO R)	1
50-15-5100	1 3/4 Hose-(OR USE DROP DOWN)	1
50-15-5100	1 3/4 Hose-(OR USE DROP DOWN)	1
50-15-5100	1 3/4 Hose-(OR USE DROP DOWN)	1
50-15-5100	1 3/4 Hose-(OR USE DROP DOWN)	1
50-15-5101	1 3/4 Hose-100'	1
50-15-5101	1 3/4 Hose-100'	1
50-15-5101	1 3/4 Hose-100'	1
50-15-5101	1 3/4 Hose-100'	1
50-16-0005	Hose bed Finish Speedliner (Medium Gray)	1
50-20-1000	Hose bed Divider(s) w/ hand cut-out	2
50-30-1515	Hose Bed Riser -15"/Catwalk 1560 1/8" Alum Standard Depth Comp.	1
50-35-0110	Vinyl Coated Nylon Hose bed Cover -Shock Cord - Legend	1
50-35-0305	Vinyl Cover to be Red	1
50-41-5100	Rear vinyl flap to be held with elastic shock cord	1
50-42-0305	Vinyl Flap to be Red	1
50-45-0015	(1) Unity LED Light for Hose bed - Flood-Left Side	1
50-50-0010	Dunnage Area in Hose bed	1
52-20-1000	Over wheel Open Low Storage Options (Left Side-L2)	1
52-20-1001	Over wheel Open Low Storage Options - (Right Side-R2)	1
52-21-0100	Vertical Unistrut Installed in ALL Apparatus Compartments, Pumper	1
52-21-0105	Horizontal Unistrut Installed Over wheel Apparatus Compartments, Pumper	1
52-21-1000	NO Shelving	1
52-24-0002	NO ROLL-OUT Trays	1
52-26-1800	NO DA Finish for Shelves and Trays	1
52-27-1020	NO Protective Matting for Floors	1
52-27-1025	NO Protective Matting for Shelves & Trays	1
52-30-0005	NO Tool Boards	1
52-40-0050	NO SCBA Clips	1
52-50-1500	Wheel Well panels to be diamond plate	1
53-15-9600	FUEL FILL ONLY, Cast Products Door/NO SCBA STORAGE IN WHEEL PANEL	1
54-10-1200	Brushed Stainless Steel Trim Package, Rub Rails/Sill/Body Corners -Pumper	1
54-10-3000	Anodized Aluminum Side Rub Rails	1
54-10-6000	Anodized Aluminum Rear Rub Rails	1
54-11-0100	NO Rub Rail Reflective	1
54-13-1000	Brushed Stainless Steel Sill Plates	1
54-13-2000	Full Height Brushed Stainless Steel Body Corner Trim	1
54-20-1005	Rear Fenderettes to be Polished Aluminum	1
56-60-1050	Rear Tailboard - Flat Back	1
56-61-3550	Step - 13.5" Deep w/ 1/8"Embossed TB Overlay	1
56-80-1050	Intermediate Rear Step - Pumper	1
58-30-0400	Intermediate step Lighting, Spartan ERV LED Tube 9" w/bezel	1
58-30-3005	Step Light Activation-Park Brake	1
58-30-3005	Step Light Activation-Park Brake	1
58-30-3005	Step Light Activation-Park Brake	1
58-30-3005	Step Light Activation-Park Brake	1

PART NO	DESCRIPTION	QTY
58-30-3005	Step Light Activation-Park Brake	1
58-36-0000	FOLDING STEPS, CPI Illuminated LED	1
58-36-0105	Three (3) Left Front Illuminated Steps	1
58-36-0205	Three (3) Right Front Illuminated Steps	1
58-37-0100	Two (2) Left Rear Illuminated Steps {SPLIT DEPTH QTY (2) is MAX}	1
58-38-0100	Two (2) Right Rear Illuminated Steps {SPLIT DEPTH QTY (2) is MAX}	1
58-60-1000	(3) 36" Handrail - rear wall (flat back)-**NO** Telelights	1
59-82-4000	(1) 10" Handrail, knurled SST - above forward steps	1
59-82-4000	(1) 10" Handrail, knurled SST - above forward steps	1
59-82-4500	(1) 10" Handrail, knurled SST - above rear steps	1
59-82-4500	(1) 10" Handrail, knurled SST - above rear steps	1
60-20-3000	Rear Tow Eyes -Pumper	1
60-20-3050	NO Rear Rescue Receiver	1
61-00-4000	Pro Poly Tank Verbiage -Pumper-	1
61-00-5620	Pro Poly Tank - 1000 gal	1
61-00-5705	Fill Tower & Overflow 6" (1000 gal and greater)	1
61-00-6010	NO Rear Tank Fill, Left Rear	1
61-10-0000	NO Rear Tank Dump Package	1
62-10-0100	Ladder Compartment Storage beside Booster Tank - Right side	1
63-00-0100	Left Side Compartment Storage Option(s) (can change to Rescue Equip. with drop d	1
63-10-0100	Suction Hose Compt beside Booster Tank - LS	1
63-10-0800	NO Auxiliary Suction Hose Storage	1
69-71-0500	Painting/Finishing Specifications - Pumper	1
69-72-0600	Paint Color - ("Specify")	1
69-80-9950	Compt. to have Spar-Liner Finish, Alum	1
69-90-0000	Spar-Liner Gray Color	1
70-00-1100	Multiplex Body Low Voltage Electrical Syst (Chassis to be multiplex or Hardwire)	1
70-00-1115	NO TRANSLATION FOR VISTA (for export only to add when needed for Vista)	1
70-01-1000	DOT Lighting (7 total LED)	1
70-01-1200	DOT Intermediate Turn/Marker Lights, required for >30' apparatus	1
70-01-1300	Intermediate Turn Signals (mid turn, Flash with Turn indicators)	1
70-02-0050	*KIT*-WHELEN LED EMERG LIGHTING PACKAGE (USE DROP DOWN FOR UPGRADE PKG)	1
70-02-1000	62" Whelen LED Justice Lightbar - LEGEND KIT, NO CHANGES ALLOWED	1
70-02-1020	Lightbar Activation-Emaster	1
70-02-1050	Whelen L31HRFN Beacon LED - Red Lens Zone C Upper (KIT)	1
70-02-1075	Upper Zone C Activation-Emaster	1
70-02-1085	Whelen 600 Series Super LED - Red Lens Zone A Lower (KIT)	1
70-02-1099	Lower Zone A Activation-Emaster	1
70-02-1200	(2) Whelen 600 Series Super LED - Red Lens Zone B Lower (KIT)	1
70-02-1300	Whelen 600 Series Super LED - Red Lens Zone C Lower (KIT)	1
70-02-1360	Lower Zone C Activation-Emaster	1
70-02-1400	(2) Whelen 600 Series Super LED - Red Lens Zone D Lower (KIT)	1
70-02-1500	Whelen 500 Series Super LED - Red Lens Zone B & D Lower Pump Mod (KIT)	1
70-02-1530	Lower Zone B&D Activation-Emaster	1
70-02-1530	Lower Zone B&D Activation-Emaster	1
70-02-1530	Lower Zone B&D Activation-Emaster	1
70-03-1000	Cast Aluminum Light Housing Zones B & D Lower Rear	1
70-10-6600	Whelen 600 LED Stop/Turn/BU Taillights	1
70-10-7500	Backup Lights illuminate w/ Park Brake Set	1
70-20-1200	Engine Compartment Light, 12 Volt (Chassis Provided)	1
70-21-2000	Door Open Switch and Warning Light - Roll Up Doors	1
70-34-0500	Under Chassis Lights - Chassis Provided	1
70-35-0100	NO Under Front Bumper Ground Lights	1
70-35-1000	Underbody Lights - Qty 4	1
70-35-1210	Underbody Perimeter Light Activation-Match Chassis Programming	1
76-30-0000	NO Rear Traffic Advisor	1
77-00-0000	NO Rear View Camera (system)	1
78-00-5110	(1) Unity LED Floodlight for Crosslay Hose bed	1
78-00-5200	Hose Bed Light Activation-Park Brake	1
78-00-5205	Crosslay Light Activation-Park Brake	1

PART NO	DESCRIPTION	QTY
78-55-1000	NO 12 Volt Side Body Stationary Scene Lights	1
78-56-1000	NO 12 Volt Rear Body Stationary Scene Lights	1
78-90-1005	FRC Focus Telescoping Scene Lights 12-v - 300w side mtd/btm raise, (2) Rear Body	1
78-90-1020	NO 12V Rear Cab Telescoping Lights	1
79-10-1000	NO 12V Brow Light	1
80-05-0000	NO Generator Or 120V AC Options	1
80-85-0010	Line Voltage Outlets (Shore power does not req generator)	1
80-85-0040	NO Generator Powered 120v Outlets (WHEEL PANEL LOCATION)	1
80-85-0045	NO Generator Powered 240v Outlets (L6-30, B-1)	1
80-85-0050	NO Shorepower Outlets (Chassis cab interior)	1
82-24-1000	Light Switch on Light head	1
82-24-2115	Steady Rest Bracket	1
82-24-2215	"UP" Indicator Light provided	1
88-50-0000	=LETTERING & STRIPING/PDF=	1
88-58-1000	Reflective Stripe - 1" x 4" x 1"	1
88-59-1000	Stripe to be applied in a 'Straight Line' Pattern	1
88-60-0100	Stripe to be White	1
88-65-1000	Diamond Grade Retro-Reflective Chevron Striping- Pumper	1
88-65-1005	NO Front Bumper Chevron-Severe Duty only (Legend)	1
88-66-1200	Retro-Reflective Striping - Red/ Fluorescent Yellow-Green	1
88-70-1025	Gold Leaf Scotchcal Body Lettering - max 60 letters -6"	1
88-78-2000	License Plate Mounting & Lighting	1
90-03-1000	Zico Folding Wheel Chocks, SAC-44	1
90-03-1100	Zico Folding Wheel Chock Brackets -SQ-H-44-H	1
90-09-5000	Duo Safety Ground Ladders -ERV Provided (24' 2 sect Ladder pkg)	1
90-11-2000	Duo Safety 24' Alum 900A 2 sect	1
90-12-1400	Duo Safety 14' Alum 775A roof	1
90-13-2000	Duo Safety 10' Alum 585A attic	1
90-20-0052	Dealer Supplied Pike Poles	1
90-20-0054	FD Supplied Pike Poles	1
90-30-0000	Suction Hose -ERV provided	1
90-31-3000	6" x 10' w/ lightweight coupling - Clear PVC (Pair)	2
90-40-0100	Strainers	1
90-40-1025	6" Kochek K-Brite Barrel Strainer	1
90-50-0110	FD Supplied Portable Hand Lights	1
90-60-0000	Loose Equipment, Pumper	1
90-70-0054	FD Supplied Salvage Covers	1
90-71-1060	FD Supplied Traffic Cones	1
90-71-2200	FD Supplied Traffic Vest	1
90-79-1020	FD Supplied Flares	1
91-00-0054	FD Supplied Fire Extinguishers	1
91-23-0054	FD Supplied AED	1
91-25-0054	FD Supplied First Aid Kit	1
91-30-0054	FD Supplied Axes	1
91-35-0054	FD Supplied Spanner & Hydrant Wrenches	1
91-36-0054	FD Supplied Nozzles	1
91-40-2754	FD Supplied Rubber Mallet	1
91-70-0054	FD Supplied Fire Hose	1
92-01-0154	FD Supplied Adaptors	1
92-10-0154	FD Supplied SCBA	1

VEHICLE

0100-016	MODEL	Metro Star-X
8012-111	CUSTOMERS / OEMS	Spartan ERV (CMF1000)[1004096]
8011-017	MODEL YEAR	Model Year - 2017
8001-001	COUNTRY OF SERVICE	Country of Service United States Of America
8006-009	APPARATUS TYPE	Apparatus Type Pumper
8008-001	VEHICLE TYPE	Vehicle Type Straight Truck
0104-001	AXLE CONFIGURATION	Axle Configuration 4x2 (Rear Axle Drive Only)
0101-003	GROSS AXLE WEIGHT RATINGS FRONT	GAWR Front 20000#
0102-004	GROSS AXLE WEIGHT RATINGS REAR	GAWR Rear 27000#
8010-002	PUMP PROVISION	Pump Provision Driveline Midship

CAB

1000-004	CAB STYLE	Cab Style MFD 10" Raised Roof
8101-103	OCCUPANT PROTECTION	Occupant Protection Advanced Protection System
1501-002	CAB FRONT FASCIA	Cab Frt Fascia Classic
1518-025	FRONT GRILLE	Cab Frt Grille Hinged Classic Styled
1551-002	CAB UNDERCOAT	Cab Undercoat
1552-002	CAB SIDE DRIP RAIL	Cab Side Drip Rail
1521-001	CAB PAINT EXTERIOR	Cab Paint Exterior Single Color
1533-001	CAB PAINT MANUFACTURER	Cab Paint Manufacturer PPG
1522-086	CAB PAINT PRIMARY/LOWER COLOR	Cab Paint Primary/Lower Color PPG Red FBCH 71663
8013-036	CAB PAINT WARRANTY	Cab Paint Warranty 2017 (10) Year/100,000 Miles
1334-036	CAB PAINT INTERIOR	Cab Paint Int Multi-tone Silver Gray
1005-001	CAB ENTRY DOORS	Cab Entry Doors (4)
1101-001	CAB ENTRY DOOR TYPE	Cab Entry Door Type Full Length
1322-002	CAB INSULATION	Cab Insulation
8004-023	CAB STRUCTURAL WARRANTY	Cab Structural Warranty 2017 (10) Year/100,000 Miles
9001-006	CAB TEST INFORMATION	Cab Test Information Crash Test ECE-R29/SAE J2420/SAE J2422

ELECTRICAL POWER DISTRIBUTION

5000-001	ELECTRICAL SYSTEM	Elec System 12V DC
5006-002	APPARATUS WIRING PROVISION	Apparatus Wiring Provision (8) Circuit Panel
5004-003	LOAD MANAGEMENT SYSTEM	Load Management System Class 1 Total System Manager
5622-010	DATA RECORDING SYSTEM	Data Recording Sys Vehicle Data Weldon w/Remote USB Data Link
5004A-001	LOAD MANAGEMENT SYSTEM FAMILY	LOAD MANAGEMENT SYSTEM CLASS 1 TSM
5031-006	ACCESSORY POWER	Accessory Pwr & Gnd Stud 40A Batt Dir & 225A Batt Dir
5011-001	EXTERIOR ELECTRICAL TERMINAL COATING	Exterior Electrical Terminal Coating Spray On Plasti Dip

ENGINE

1701-144	ENGINE	Engine Diesel 380HP Cummins ISL9 - EPA 2013
1329-001	CAB ENGINE TUNNEL	Cab Engine Tunnel Small/Medium
1731-002	DIESEL PARTICULATE FILTER CONTROLS	DPF Ctrl Regeneration Sw & Inhibit Sw
1718-002	ENGINE PROGRAMMING HIGH IDLE SPEED	Engine Programming High Idle Speed 1250 RPM
1719-004	ENGINE HIGH IDLE CONTROL	Engine High Idle Ctrl Manual and Automatic
1710-001	ENGINE PROGRAMMING ROAD SPEED GOVERNOR	Engine Programming Road Speed Governor Enabled
1713-005	AUXILIARY ENGINE BRAKE	Aux Engine Brake VG Turbo
1708-002	AUXILIARY ENGINE BRAKE CONTROL	Aux Engine Brake Ctrl On/Off Sw Pnl
1720-003	ELECTRONIC ENGINE OIL LEVEL INDICATOR	Elec Engine Oil Level Indicator
1715-001	FLUID FILLS	Fluid Fills Fwd For Med Displacement Cap
8002-001	ENGINE WARRANTY	Engine Warranty Cummins (5) Year/100,000 Miles
1707-002	REMOTE THROTTLE HARNESS	Rmt Throttle Harness Hand Throttle Side Mnt
1721-002	ENGINE PROGRAMMING REMOTE THROTTLE	Engine Program Rmt Throttle On
1727-001	ENGINE PROGRAMMING IDLE SPEED	Engine Programming Idle Speed 700 RPM

COOLING

2704-010	ENGINE FAN DRIVE	Engine Fan Drive Clutch Engaged in A/C Mode
2701-010	ENGINE COOLING SYSTEM	Engine Cooling Sys Serial Flow Medium
2711-005	ENGINE COOLING SYSTEM PROTECTION	Engine Cooling System Protection Light Duty Skid Plate Paint Frame Color
2708-001	ENGINE COOLANT	Engine Coolant Extended Life
2706-003	ELECTRONIC COOLANT LEVEL INDICATOR	Elec Low Coolant Level Indicator
2705-002	ENGINE PUMP HEAT EXCHANGER	Engine Pump Heat Exchanger
2709-004	COOLANT HOSES	Coolant Hoses Silicone Heater & Radiator w/Cab Int Rubber Hoses

AIR INTAKE

2801-005	ENGINE AIR INTAKE	Engine Air Intake Filtration and Restriction w/Replaceable Element
2802-003	AIR INTAKE PROTECTION	Air Intake Protection Light Duty Skid Plate Painted Frame Color

EXHAUST

2901-030	ENGINE EXHAUST SYSTEM	Eng Exhaust Sys Under Frm RH Fwd Outboard w/DPF/SCR Inline
2907-003	DIESEL EXHAUST FLUID TANK	Diesel Exhaust Fluid Tank LH 6 Gal Fill Thru Rr Step
2902-010	ENGINE EXHAUST ACCESSORIES	Engine Exh Acc Exh Temp Mitigation
2906-002	ENGINE EXHAUST WRAP	Engine Exhaust Wrap

TRANSMISSION

1801-015	TRANSMISSION	Transmission Allison 3000 EVS
1806-001	TRANSMISSION MODE PROGRAMMING	Transmission Mode Programming 4th Startup/5th Mode
1811-004	TRANSMISSION FEATURE	Transmission Feature Programming Allison Gen V-E I/O Package

	PROGRAMMING	198/Pumper
1815-002	ELECTRONIC TRANSMISSION OIL LEVEL INDICATOR	Elec Transmission Oil Level Indicator
1807-005	TRANSMISSION SHIFT SELECTOR	Transmission GEN V-E Shift Sel Key Pad/Push Button
1814-002	TRANSMISSION PRE-SELECT WITH AUXILIARY BRAKE	2nd Gear Pre-Select
1808-007	TRANSMISSION COOLING SYSTEM	Transmission Cooling System
8005-001	TRANSMISSION WARRANTY	Transmission Warranty Allison (5) Year

POWER TAKE OFF

2005-009	PTO LOCATION	PTO Location 8:00/4:00
----------	---------------------	------------------------

DRIVELINE

3001-001	DRIVELINE	Driveline Spicer 1710 HD
3005-002	MIDSHIP PUMP / GEARBOX	Midship Pump Jackshaft Only
3008-008	MIDSHIP PUMP / GEARBOX MODEL	Midship Pump/Gearbox Model Hale DSD Fwd
3048-004	MIDSHIP PUMP GEARBOX DROP	Midship Pump Gearbox Drop Hale "L"
3009-020	MIDSHIP PUMP RATIO	Midship Pump Ratio 2.28:1 (23)
3010-080 0	MIDSHIP PUMP LOCATION C/L SUCTION TO C/L REAR AXLE	Midship Pump Location C/L Suction to C/L Rear Axle 80.0"

FUEL SYSTEMS

3109-021	FUEL FILTER/WATER SEPARATOR	Fuel Filter/Wtr Separator Fleetguard FS1003 w/Lt & Alarm
3111-001	FUEL LINES	Fuel Lines Nylon
3103-008	ELECTRIC FUEL PRIMER	Electric Fuel Primer Engine Sply Electric Lift Pump
3101-101	FUEL TANK	Fuel Tank 50 Gallon
3130-001	FUEL TANK MATERIAL AND FINISH	Fuel Tank Material Steel & Finish Painted Frame Color
3131-001	FUEL TANK STRAP MATERIAL	Fuel Tank Strap Material Steel
3102-007	FUEL TANK FILL PORT	Fuel Tank Fill Port LH Rwd/RH Mid
3114-002	FUEL TANK SERVICEABILITY PROVISIONS	Fuel Tank Serviceability Prov 8' Fuel Line Extension
3115-001	FUEL TANK DRAIN PLUG	Fuel Tank Drain Plug

FRONT AXLE

2401-003	FRONT AXLE	Frt Axle Meritor MFS 20000# Beam
8059-013	FRONT AXLE WARRANTY	Front Axle Warranty Meritor 2017
2405-001	FRONT WHEEL BEARING LUBRICATION	Frt Wheel Bearing Lube Oil

FRONT SUSPENSION

2502-002	FRONT SHOCK ABSORBERS	Frt Shock Absorbers Bilstein
2501-006	FRONT SUSPENSION	Frt Suspension 9 Leaf 20000-21500#

STEERING

2601-006	STEERING COLUMN/WHEEL	Steering Column/Wheel Tilt/Telescopic 18" 4 Spoke
2609-002	ELECTRONIC POWER STEERING FLUID	Elec Power Steering Fluid Level Indicator

LEVEL INDICATOR

2603-001	POWER STEERING PUMP	Power Steering Pump TRW
2606-009	FRONT AXLE CRAMP ANGLE	Front Axle Cramp Angle 48L/44R Degrees
2610-003	POWER STEERING GEAR	Power Steering Gear TRW TAS 65 w/Assist
2608-001	CHASSIS ALIGNMENT	Chassis Alignment

REAR AXLE

3401-003	REAR AXLE	Rear Axle 27000# Meritor RS-25-160
3403-001	REAR AXLE DIFFERENTIAL LUBRICATION	Rear Axle Differential Lubrication Oil
8061-010	REAR AXLE WARRANTY	Rear Axle Warranty Meritor 2017
3411-001	REAR WHEEL BEARING LUBRICATION	Rear Wheel Bearing Lubrication Oil
3408-004	VEHICLE TOP SPEED	Vehicle Top Speed 65 MPH

REAR SUSPENSION

3501-032	REAR SUSPENSION	Rear Susp Reyco 79KB Spring 21000-31500# Conventional
----------	------------------------	---

TIRES

3601-038	FRONT TIRE	Frt Tire 315/80R 22.5 Goodyear G289 WHA
3602-043	REAR TIRE	Rear Tire 12R 22.5 Goodyear G622 RSD
3413-513	REAR AXLE RATIO	Rear Axle Ratio 5.13
3614-012	TIRE PRESSURE INDICATOR	Tire Pressure Ind Frt & Rr Dial Voucher

WHEELS

3701-036	FRONT WHEEL	Frt Wheel Alcoa LvL One 22.5 x 9.00 Alum
3703-027	REAR WHEEL	Rr Whl Alcoa LvL One 22.5 x 8.25 Alum

BRAKES

3205-012	BRAKE SYSTEM	Brake System ABS/ATC/ESC Sgl Axle
3206-003	FRONT BRAKES	Frt Brakes Meritor EX225 Disc 17"
3207-005	REAR BRAKES	Rr Brakes S-Cam Drum 16.5" x 7" Cast Iron Shoe
3208-001	PARK BRAKE	Prk Brake Rr Wheels Only
3204-002	PARK BRAKE CONTROL	Prk Brake Ctrl Ctr Tunnel Mnt
3214-001	REAR BRAKE SLACK ADJUSTERS	Rr Brake Slack Adjusters Meritor
3202-005	AIR DRYER	Air Dryer Wabco System Saver 1200 Bhd LH Batt Box
3215-004	FRONT BRAKE CHAMBERS	Frt Brake Chambers MGM Type 24 Long Stroke
3210-015	REAR BRAKE CHAMBERS	Rr Brake Chambers TSE 30/36 Long Stroke

AIR SUPPLY SYSTEMS

3320-001	AIR COMPRESSOR	Air Compressor Wabco SS318 18.7 CFM
3339-004	AIR GOVERNOR	Air Governor Mnt on Air Dryer Bracket
3303-001	MOISTURE EJECTORS	Moisture Ejectors Manual
3307-001	AIR SUPPLY LINES	Air Sply Lines Nylon

3334-003 **AIR TANK SPACERS**

Air Tank Spacers Inboard 3.0"

FRAME

2103-190 0	WHEELBASE	Wheelbase 190.0"
2106-047 0	REAR OVERHANG	Rear Overhang 47.0"
2101-002	FRAME	Frame Double Channel 35.00" Width
8007-019	FRAME WARRANTY	Frame Warranty Lifetime 2017
2110-104	FRAME PAINT	Frame Paint Gloss Black

BUMPER

2201-001	FRONT BUMPER	Frt Bumper Stainless Steel Flat
2202-006	FRONT BUMPER EXTENSION LENGTH	Frt Bumper Extension Length 24"
2226-004	FRONT BUMPER EXTENSION FRAME WIDTH	Frt Bumper Extension Frame Width 48.25"
2208-007	FRONT BUMPER APRON	Frt Bumper Apron For 24" Extension
2211-002	FRONT BUMPER COMPARTMENT CENTER	Frt Bumper Cmpt Ctr
5501-020	AIR HORN	Air Horn (2) 21" Round Hadley E-Tone
2216-004	AIR HORN LOCATION	Air Horn Location (2) Frt Bmpr Face LH
2232-002	AIR HORN RESERVOIR	Air Horn Reservoir (1) 1200 Cu In
2203-006	FRONT BUMPER TOW HOOKS	Frt Bumper Tow Hooks Painted Side Rwd

CAB TILT

2301-001	CAB TILT SYSTEM	Cab Tilt System
2305-001	CAB TILT CONTROL RECEPTACLE	Cab Tilt Ctrl Receptacle Temp

CAB GLASS

1401-009	CAB WINDSHIELD	Cab Windshield
1402-005	GLASS FRONT DOOR	Glass Frt Dr Roll Down/XDuty Regulator
1407-001	GLASS TINT FRONT DOOR	Glass Tint Frt Dr Automotive Green
1419-012	GLASS REAR DOOR RIGHT HAND	Glass Rr Dr RH Roll Down/XDuty Regulator
1430-001	GLASS TINT REAR DOOR RIGHT HAND	Glass Tint Rr Door RH Automotive Green
1412-013	GLASS REAR DOOR LEFT HAND	Glass Rr Dr LH Roll Down/XDuty Regulator
1431-001	GLASS TINT REAR DOOR LEFT HAND	Glass Tint Rr Door LH Automotive Green
1410-003	GLASS SIDE MID RIGHT HAND	Glass Side Mid RH Fxd 16"W x 26"H
1432-001	GLASS TINT SIDE MID RIGHT HAND	Glass Tint Side Mid RH Automotive Green
1409-003	GLASS SIDE MID LEFT HAND	Glass Side Mid LH Fxd 16"W x 26"H
1433-001	GLASS TINT SIDE MID LEFT HAND	Glass Tint Side Mid LH Automotive Green

CLIMATE CONTROL

1614-101	CLIMATE CONTROL	Climate Ctrl Htr Defroster Frt Ovrhd/Htr A/C Tunnel Mnt
1632-002	CLIMATE CONTROL DRAIN	Climate Control Drain Gravity
1617-101	CLIMATE CONTROL ACTIVATION	Climate Ctrl Actv Device Mnt Ovrhd/Device Mnt Tunnel

1603-006	A/C CONDENSER LOCATION	A/C Condenser in Cooling Package
1601-001	A/C COMPRESSOR	A/C Compressor Large Capacity
1608-003	CAB CIRCULATION FANS FRONT	Cab Circulation Fans Frt (2) Inboard
1530-001	UNDER CAB INSULATION	Under Cab Insulation Engine Tunnel

CAB INTERIOR

1327-001	INTERIOR TRIM FLOOR	Interior Trim Floor
1302-001	INTERIOR TRIM	Interior Trim Vinyl
1368-002	REAR WALL INTERIOR TRIM	Rear Wall Interior Trim Vinyl
1306-001	HEADER TRIM	Header Trim ABS
1305-001	TRIM CENTER DASH	Trim Center Dash ABS
1339-101	TRIM LEFT HAND DASH	Trim LH Dash ABS
1321-001	TRIM RIGHT HAND DASH	Trim RH Dash ABS Glove Cmpt/MDT Prov
1307-002	ENGINE TUNNEL TRIM	Eng Tnl Trim Flr Mat
5040-007	POWER POINT DASH MOUNT	Pwr Pnt Dash Mnt Mstr Sw (2)
1303-017	STEP TRIM	Step Trim Grip Strut Lwr Flex-Tred Mid
1379-003	UNDER CAB ACCESS DOOR	Under Cab Access Door Rear Step LH Painted
1102-013	INTERIOR DOOR TRIM	Interior Door Trim Painted
1323-001	DOOR TRIM CUSTOMER NAMEPLATE	Door Trim Customer Nameplate
1105-001	CAB DOOR TRIM REFLECTIVE	Cab Dr Trim Reflective Vert Stripe/6" Chevron w/Logo
1308-001	INTERIOR GRAB HANDLE "A" PILLAR	Interior Grab Handle 'A' Pillar 11" Molded
1332-008	INTERIOR GRAB HANDLE FRONT DOOR	Interior Grab Handle Frt Door Horiz 9"
1345-002	INTERIOR GRAB HANDLE REAR DOOR	Int Grab Handle Rr Dr Alum Window Span 30" Black Powder Coat
1301-003	INTERIOR SOFT TRIM COLOR	Interior Soft Trim Color Gray
1337-001	INTERIOR TRIM SUNVISOR	Interior Trim Sunvisor Vinyl
1318-003	INTERIOR ABS TRIM COLOR	Interior ABS Trim Color Gray
1304-001	INTERIOR FLOOR MAT COLOR	Interior Floor Mat Color Gray
1335-017	CAB PAINT INTERIOR DOOR TRIM	Cab Paint Int Dr Trim Multi-tone Silver Gray
1344-002	DASH PANEL GROUP	Dash Pnl Group 3-Pnl
1312-002	SWITCHES CENTER PANEL	Switches Ctr Pnl 6 Upr LH
1313-005	SWITCHES LEFT PANEL	Switches Left Pnl 13 (6+7) w/Headlight/Dimmer/Wiper
1314-009	SWITCHES RIGHT PANEL	Switches Right Pnl 3 Far RH Ctr

CAB SEATS

1225-018	SEAT BELT WARNING	Seat Belt Warn Indv Seat Loc & LED Display w/VDR Weldon
1237-001	SEAT MATERIAL	Seat Material Ballistic
1243-001	SEAT COLOR	Seat Color Gray/Red Seat Belts
1249-001	SEAT BACK LOGO	Seat Back Logo Spartan
1201-006	SEAT DRIVER	Seat Driver Bostrom Firefighter 4-Way Air Non-ABTS
1213-015	SEAT BACK DRIVER	Seat Back Driver Non-SCBA Non-ABTS
1219-001	SEAT MOUNTING DRIVER	Seat Mounting Driver
8102-103	OCCUPANT PROTECTION DRIVER	Occupant Protection Driver Advanced Protection System
1202-005	SEAT OFFICER	Seat Officer Bostrom Firefighter 2-Way Manual ABTS
1214-030	SEAT BACK OFFICER	Seat Back Officer SCBA Bostrom SecureAll w/Quick-Adjust

1220-002	SEAT MOUNTING OFFICER	Seat Mounting Officer
8103-103	OCCUPANT PROTECTION OFFICER	Occupant Protection Officer Advanced Protection System
1273-001	SEAT BELT ORIENTATION CREW	Seat Belt Orientation Crew Outboard Shoulder To Inboard Hip
1263-001	SEAT REAR FACING OUTER LOCATION	Seat RFO Location (2) R/L
1203-009	SEAT CREW REAR FACING OUTER	Seat Crew RFO Bostrom Firefighter Fixed
1215-027	SEAT BACK REAR FACING OUTER	Seat Back RFO SCBA Bostrom SecureAll w/Quick-Adjust
1221-002	SEAT MOUNTING REAR FACING OUTER	Seat Mounting Rear Facing Outer
8104-103	OCCUPANT PROTECTION RFO	Occupant Protection RFO Advanced Protection System
1266-001	SEAT FORWARD FACING CENTER LOCATION	Seat FFC Location (2) Ctr
1206-012	SEAT CREW FORWARD FACING CENTER	Seat Crew FFC Bostrom Firefighter Flip-Up
1218-031	SEAT BACK FORWARD FACING CENTER	Seat Back FFC SCBA Bostrom SecureAll w/Quick-Adjust
8107-102	OCCUPANT PROTECTION FFC	Occupant Protection FFC Advanced Protection System
1269-101	SEAT FRAME FORWARD FACING	Seat Frm Fwd Fcg Dual
1281-101	SEAT FRAME FORWARD FACING STORAGE ACCESS	Seat Frm Fwd Fcg Strg Acc Dr (2) R/L Sd
1224-002	SEAT MOUNTING FORWARD FACING CENTER	Seat Mounting Forward Facing Center
1311-101	CAB FRONT UNDERSEAT STORAGE ACCESS DOOR	Cab Frt Undrst Strg Acc Dr
1355-019	SEAT COMPARTMENT DOOR FINISH	Seat Compartment Door Finish Multi-tone Silver Gray

CAB EXTERIOR

1511-003	WINDSHIELD WIPER SYSTEM	Windshield Wiper System Single Motor
1534-002	ELECTRONIC WINDSHIELD FLUID LEVEL INDICATOR	Electronic Windshield Fluid Level Indicator
1103-002	CAB DOOR HARDWARE	Cab Door Hardware Black
1111-001	DOOR LOCKS	Door Locks Manual
1503-002	GRAB HANDLES	Grab Handles SS 18"
1504-013	REARVIEW MIRRORS	Mirror Aerodynamic Retractable 613275 Rmt Htd
1529-002	REARVIEW MIRROR HEAT SWITCH	Rearview Mirror Heat Sw Pnl
1513-002	CAB FENDER	Cab Fender Alum
1526-021	CAB EXTERIOR FRONT & SIDE EMBLEMS	Cab Ext Frt & Side Emblems Spartan w/APS

START / CHARGING SYSTEMS

5109-001	IGNITION	Ign Mstr Sw w/Keyless Start
5101-002	BATTERY	Batt (6) Group 31 Harris
5106-003	BATTERY TRAY	Batt Tray (2) R/L Steel
5107-007	BATTERY BOX COVER	Batt Box Cover (2) Steel w/Black Handles
5102-001	BATTERY CABLE	Batt Cables
5108-002	BATTERY JUMPER STUD	Batt Jumper Stud Frt LH Lwr Step
5104-001	ALTERNATOR	Alternator Leece-Neville 270A

LINE VOLTAGE ELECTRICAL POWER DISTRIBUTION

5202-024	BATTERY CONDITIONER	Batt Cond Kussmaul 1200 P/P LH RFO Seat Position
----------	----------------------------	--

5203-002	BATTERY CONDITIONER DISPLAY	Batt Cond Display LH Mid Glass
3314-005	AUXILIARY AIR COMPRESSOR	Aux Air Cmp Kussmaul 12V Bhd Drv Seat
5204-054	ELECTRICAL INLET	Elec Inlet 120V 20A
5209-002	ELECTRICAL INLET LOCATION	Elec Inlet Location LH Cab Side Mid
5210-004	ELECTRICAL INLET CONNECTION	Elec Inlet Conn to Batt Conditioner
5206-002	ELECTRICAL INLET COLOR	Elec Inlet Color Yellow

LIGHTING

5301-100	HEADLIGHTS	Headlights 4 Headlamps Halogen
5303-004	FRONT TURN SIGNALS	Frt Turn Signals Whelen 600 LED
5337-001	HEADLIGHT LOCATION	Headlights Below Frt Warn Lts
5336-003	SIDE TURN/MARKER LIGHTS	Side Turn/Marker Lts LED
5302-003	MARKER & ICC LIGHTS	Marker & ICC Lts Face Mnt LED
5350-050	HEADLIGHT AND MARKER LIGHT ACTIVATION	Hdlt & Mrkr Lt Actv Rkr Sw/DRL
5308-004	GROUND LIGHTS	Ground Lts LED Resp Dr & Rkr Sw
5309-003	LOWER CAB STEP LIGHTS	Lwr Cab Step Lts LED
5382-002	INTERMEDIATE STEP LIGHTS	Intermediate Step Lts LED
5312-001	ENGINE COMPARTMENT LIGHT	Engine Cmpt Work Lt (1)
5305-151	INTERIOR OVERHEAD LIGHTS	Interior Overhead Lts Weldon w/Front Map Lts

OPTICAL WARNING DEVICES

5406-001	DO NOT MOVE APPARATUS LIGHT	Do Not Move App Lt Flashing Red w/Alarm
5422-001	MASTER WARNING SWITCH	Mstr Warn Sw Pnl
5401-001	INBOARD FRONT WARNING LIGHTS	Inboard Frt Warn Lts Provision

AUDIBLE WARNING DEVICES

5514-002	HORN BUTTON SELECTOR SWITCH	Horn Btn Sel Sw Elec Horn/Air Horn
5512-003	AIR HORN ACTIVATION	Air Horn Actv Strg Whl/RH Ft Sw
5505-002	BACK-UP ALARM	Back-Up Alarm Ecco 575

INSTRUMENTATION

5601-019	INSTRUMENTATION	Instrumentation Standard
5624-001	BACKLIGHTING COLOR	Backlighting Color Red

COMMUNICATIONS SYSTEMS

5020-001	PANEL LAYOUT	Panel Layout
----------	---------------------	--------------

ADDITIONAL EQUIPMENT

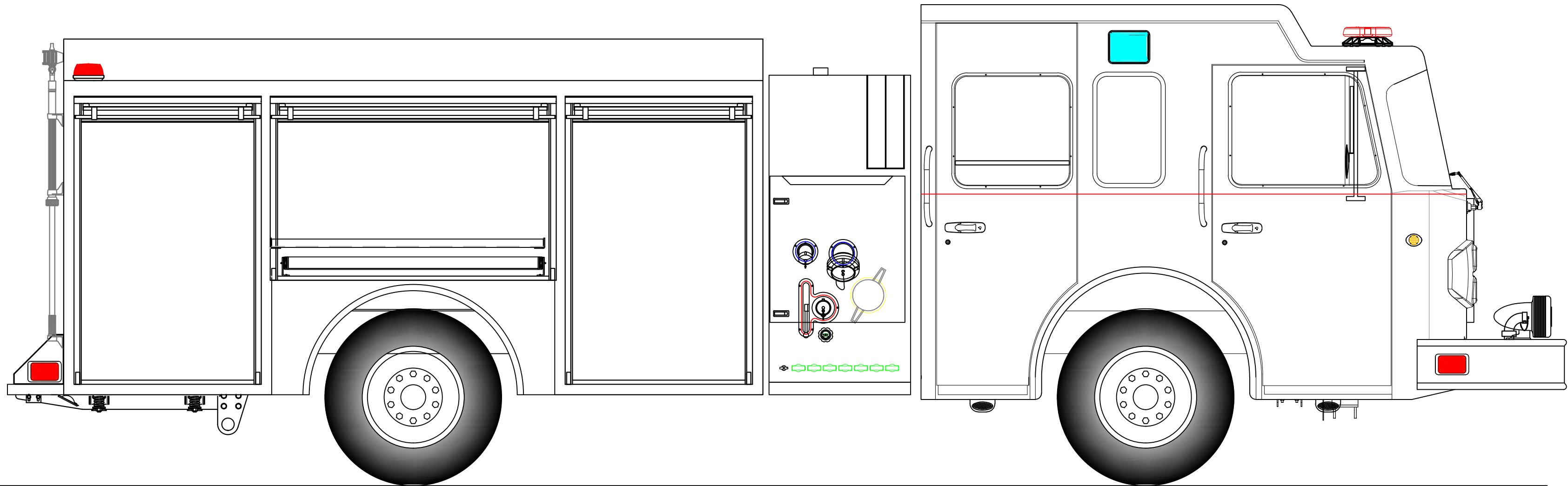
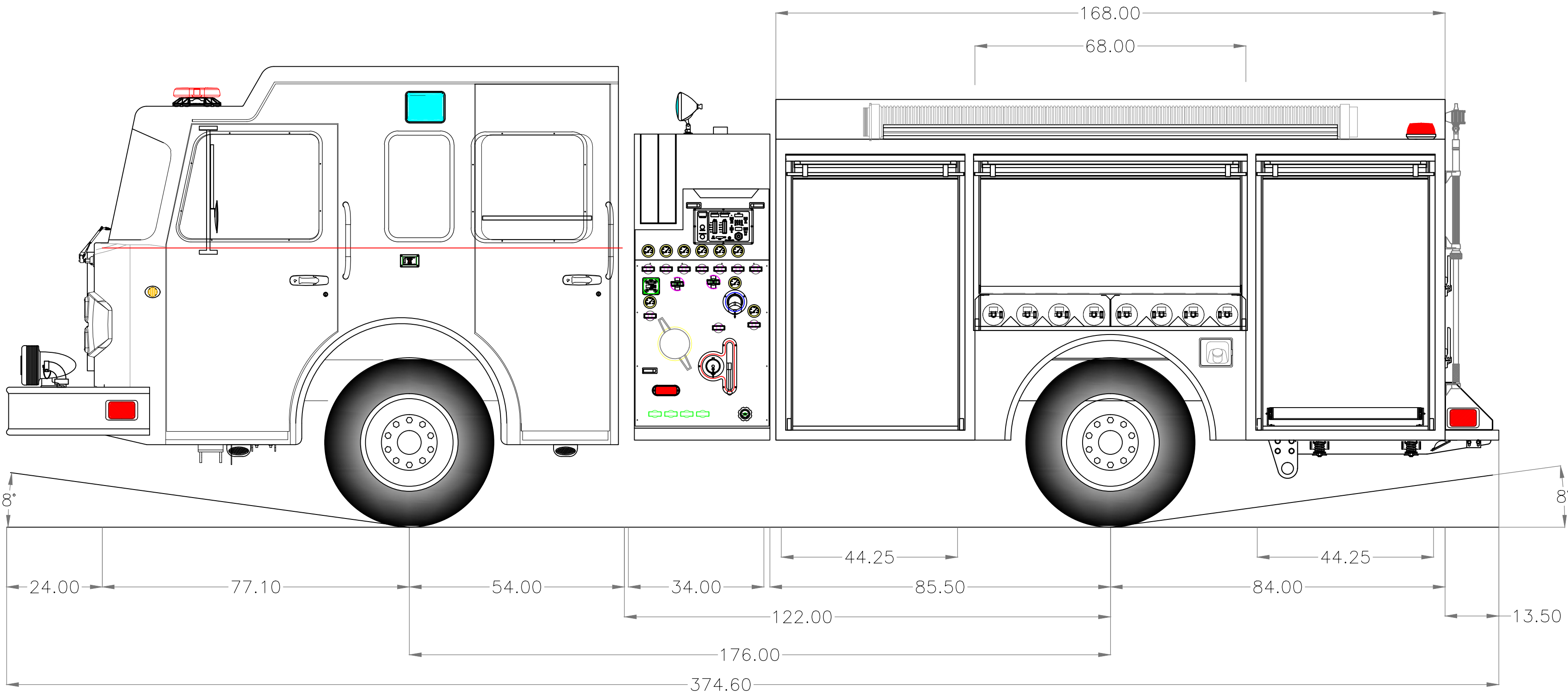
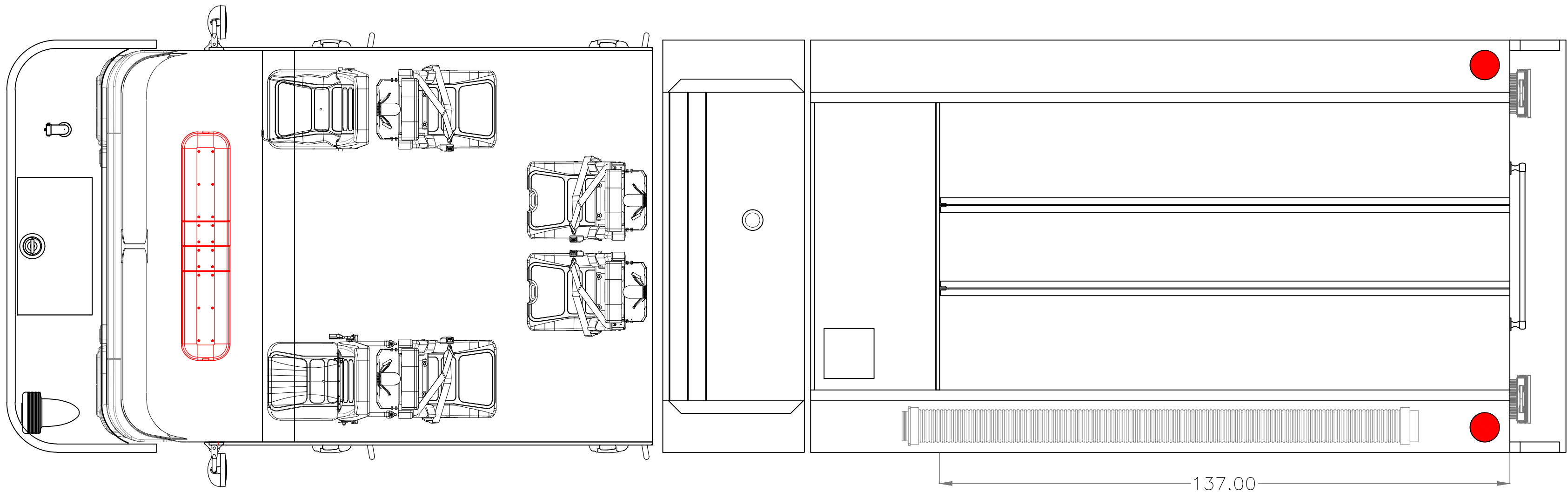
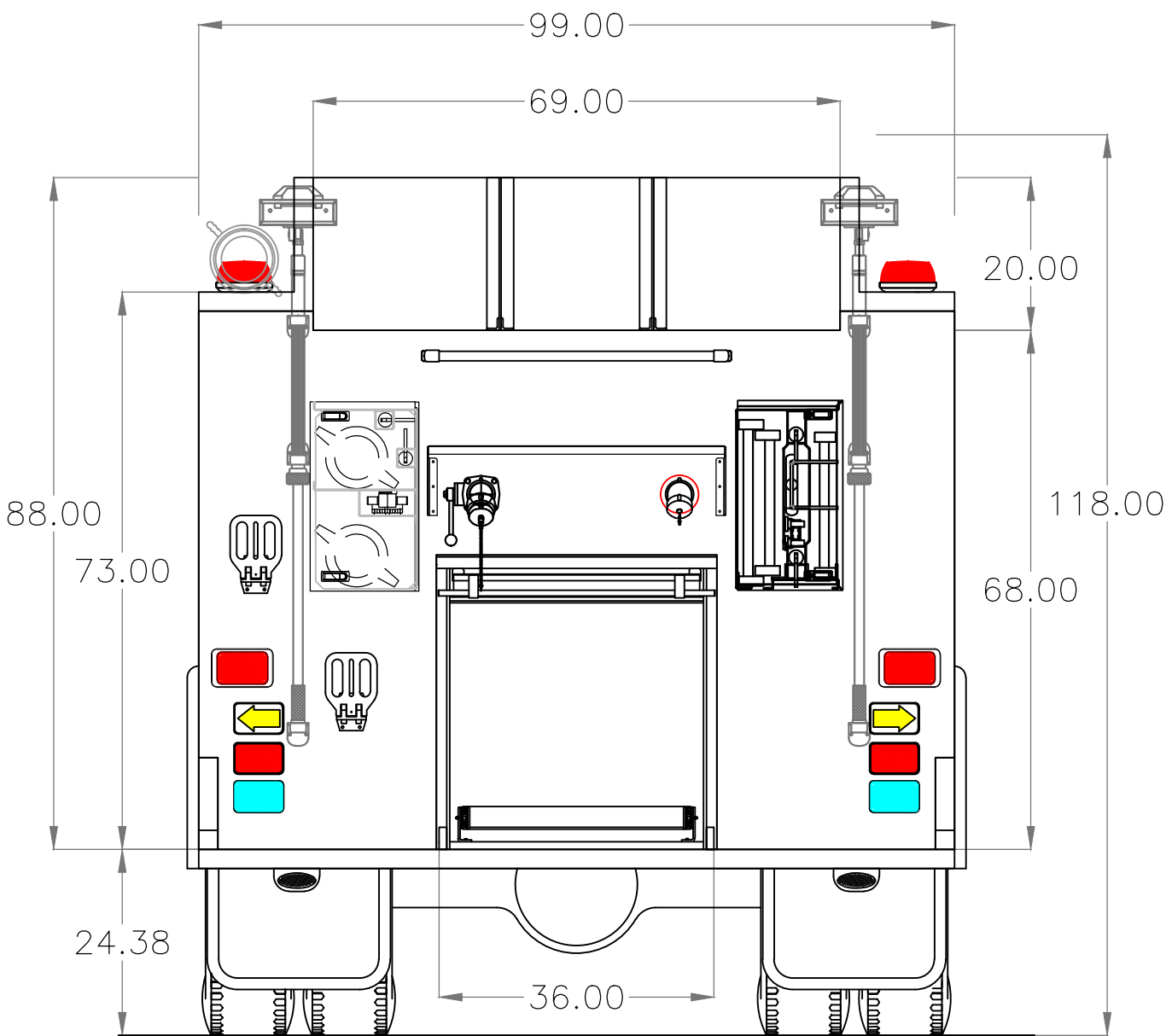
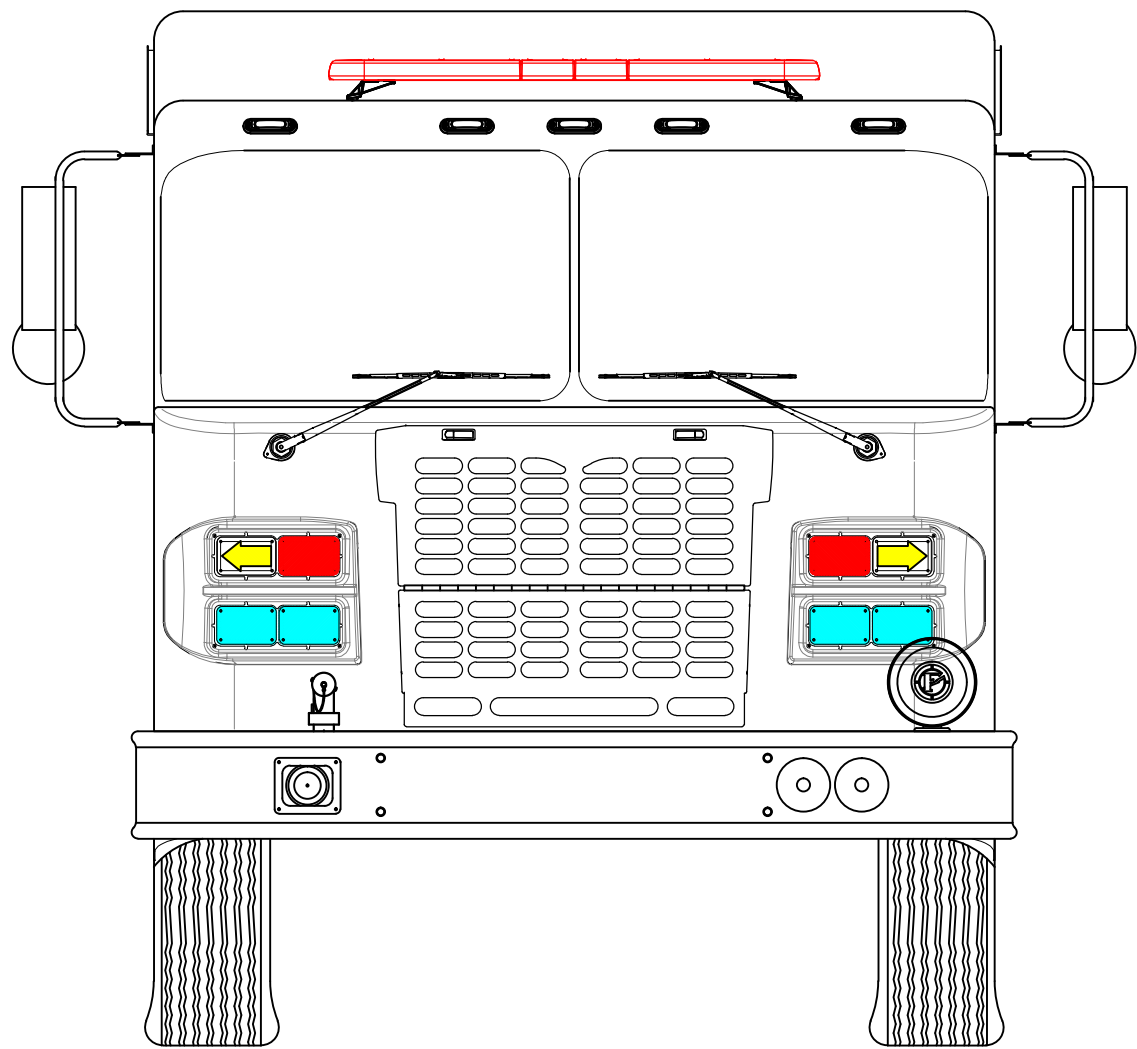
8814-002	CAB EXTERIOR PROTECTION	Cab Exterior Protection Front
8806-001	FIRE EXTINGUISHER	Fire Extinguisher Ship Loose
8810-001	DOOR KEYS	Door Keys for Manual Locks (4)
8811-003	DIAGNOSTIC SOFTWARE OCCUPANT PROTECTION	Diagnostic Software Occupant Protection Advanced Protection System

SALES ADMIN

8003-142	WARRANTY	Warranty Cab and Chassis 2017 (5) Year w/(2) Year Std (3) Year Ext
8017-001	CAB AND CHASSIS LABELING LANGUAGE	Cab and Chassis Labeling Language English
8030-006	CHASSIS OPERATION MANUAL	Chassis Operation Manual Digital Copy (2)
8031-024	ENGINE & TRANSMISSION OPERATION MANUAL	Eng & Trans Operation Man Eng Hard Copy/Trans Digital/Eng Owner Digital
8805-006	CAB/CHASSIS AS BUILT WIRING DIAGRAMS	Cab/Chassis As Built Wiring Diagrams Digital Copy
8039-001	SALES TERMS	Sales Terms

ENGINEERING

9005-002	DRIVELINE LAYOUT CONFIRMATION	Driveline Layout Confirmation Required
2124-002	EFCM/REAR CROSSMEMBERS	End of Frame Cross Member



CHASSIS:
SPARTAN METRO STAR-X MFD 10' ROOF
ENGINE:
CUMMINS ISC 380 HP
TRANSMISSION:
ALLISON 3000 EVS
AXLES: (FRONT / REAR)
20,000 LBS / 24,000 LBS
MODEL:
LEGEND PUMPER
WATER/FOAM:
1000 GAL / 0 GAL
PUMP:
HALE DSD 1250 GPM
GENERATOR:
N/A

DOOR FRAMED OPENINGS	
COMPARTMENT	DOOR FRAME LENGTH X HEIGHT
L1	44.25" x 65.0"
L2	68.0" x 43.0"
L3	44.25" x 65.0"
R1	44.25" x 65.0"
R2	68.0" x 43.0"
R3	44.25" x 65.0"
B1	36.0" x 38.0"

SPECIAL NOTES:

CUSTOMER
THIS DRAWING IS A CLOSE APPROXIMATION OF YOUR FIRE APPARATUS. IN ALL CASES WHERE THE DRAWING AND THE WRITTEN SPECIFICATION DIFFER, THE SPECIFICATION SHALL PREVAIL. PLEASE WORK WITH YOUR DEALER TO ASSURE THAT THE WRITTEN SPECIFICATION REPRESENTS WHAT YOU WANT IN YOUR FINISHED PRODUCT. SPARTAN ERV BUILDS TO THE WRITTEN SPECIFICATION, NOT THE DRAWING TO ASSURE THAT YOUR NEEDS ARE MET.

PROPRIETARY AND CONFIDENTIAL
THE INFORMATION CONTAINED IN THIS DRAWING IS THE SOLE PROPERTY OF SPARTAN ERV. ANY REPRODUCTION IN PART OR AS A WHOLE WITHOUT THE WRITTEN PERMISSION OF SPARTAN ERV IS PROHIBITED. CRIMSON FIRE INC. D/B/A SPARTAN ERV.

0	12/18/12	INITIAL PROPOSAL	R.S.
REV.	DATE	DESCRIPTION	NAME

SCALE:
NOT TO SCALE

CUSTOMER:
FCAM/MAPC/C&S-L1

TRUCK NUMBER:
000000
DEALER:
C & S SPECIALTY



907 7th Avenue North Brandon, SD 57005
64 Cocalico Creek Road Ephrata, PA 17522

SPARTANERV.COM
605.582.4000

Spartan Model L3 – Base Commercial Pumper

- Freightliner M2 106 2 door commercial cab,
- Air conditioning,
- front bumper extension,
- 12,000 lb front axle,
- 24,000 lb rear axle,
- Cummins ISL 350 HP with Exhaust brake,
- Allison 3000 Automatic transmission,
- 2 Cab Seats,
- single color paint
- Hale DSD 1250,
- Standard discharge package,
- Pro Poly 1000 gallon booster tank,
- 34" wide pump panel
- 156" long Fabricated Aluminum Body,
- stainless steel sub-frame and Vibra torque mounting system,
- High side left side with suction storage compartment,
- High side right side with ladder storage compartment,
- roll up doors.

Detail listing of all components follows.

This vehicle is a program truck with limited options.



QUOTATION

MAPC - FCAM 2015 Spartan ERV Base Commerical Pu

L 3

Quote No: 10267-0002
11/10/2015

Page 1

PART NO	DESCRIPTION	QTY
== Legend Pumper - 10.101 08/14/15 ==		
00-00-0050	LEGEND Series QW Data Book Release v10.1.1 (8/14/2015)	1
00-00-1550	BOILER PLATE BEFORE BID - Legend Pumper - (Generic Specs)	1
00-01-1000	-- General Specifications (Generic Specs) Pumper	1
00-01-1090	-- NO Dealer Bio Entry (use drop down to add area for dealer info)	1
00-03-1110	-- Bid (Generic Specs) Drawing	1
00-03-1211	-- Approval / Pre-Con (Generic Specs) Drawing NO Pump Panel	1
00-05-0500	-- NO Bid Security	1
00-06-1000	-- Performance Bond (Generic Specs)	1
00-07-1150	-- NO Warranty Bond	1
00-08-3000	-- NON SINGLE SOURCE MANUFACTURER (COMMERCIAL CHASSIS OPTION)	1
00-08-4000	-- Tag On Order/Cooperative Purchasing Agreement	1
00-10-4000	-- Finite Element Analysis (Generic Specs)	1
00-13-1000	-- 2 Sets Supplied Component Info, (Generic Specs)-English	1
00-30-5000	-- Online Customer Interaction (Generic Specs)	1
00-40-1000	-- Liability Insurance, \$10 mill, (Generic Specs)	1
00-60-1070	-- General Warranty -5 Year, (Generic Specs) \$s on Proforma	1
00-70-0900	-- Structural Warranty -10 years, Aluminum (Generic Specs)	1
00-93-9300	-- Paint Warranty - 10 year Prorated, Aluminum (Generic Specs)	1
00-90-5900	-- Hale Warranty - 5 year Parts and 2 years Labor	1
00-90-7100	-- Plumbing Warranty - 10 Year (Generic Specs)	1
00-91-3500	-- Pro Poly Tank Warranty (Pre bid specs)	1
00-91-9105	-- Multi-plexed Electrical Warranty - 5 Year (Generic Specs)	1
00-10-1000	UL Testing-Pump & Low-Voltage Electrical Certification Test (1901)-DETAILED SPEC	1
00-13-0200	Information & Extras Supplied, Pumper	1
00-13-4005	-- NO Color Coded Schematics Provided	1
00-13-4015	-- Warning and Information Labels-English	1
00-30-1900	NO Pre-Construction Conference	1
00-30-4000	NO Final Inspection	1
00-38-0000	Pump & Apparatus Operation Training DEALER ENTER INFORMATION	1
00-95-1E50	NO Maximum Overall Length Requirement (Max OAL)	1
00-95-2E50	NO Maximum Overall Height Requirement (Max OAH)	1
00-95-5E50	NO Maximum Wheel Base	1
01-02-2000	Freightliner (2) Door (Single Axle) (DEALER PROVIDE SPECS)	1
Dealer is responsible for completing and submitting the required chassis details on the attached interactive RFQ form in the PDF column of this line item.		
Complete this form and submit it for quotation to the Preferred Chassis Vender as highlighted in the Engineering note.		
03-11-2535	-- 20" Ext w/ 3/16" Gravel shield {Fontaine} -Freightliner Chassis Only-	1
03-12-1000	-- (1) Hose well, Bmpr Ext, Smooth Alum w/Drain Holes	1

PART NO	DESCRIPTION	QTY
03-12-2200	-- Embossed Aluminum Diamond Plate Cover - w/notch-hinged	1
04-00-4500	-- Drive Line Modification/Pump Mounting	1
04-00-4600	-- Drill Frame for Body Installation	1
04-10-2100	-- Electrical Control Center, Console - Commercial Only (2 DOOR)	1
04-10-8900	-- Console Exterior Finish Gray Spar-Liner	1
04-11-2000	-- Battery Switch -Trombetta	1
04-11-9010	-- Auto Throttle Programming	1
04-12-1000	-- Back Up Alarm - Standard	1
04-18-1000	-- Open Door Indicator Light	1
04-20-1000	-- Cab 2.5lb Amerex ABC Extinguisher-(commercial only)	1
04-30-0050	-- NO Intercom Package	1
04-50-1015	-- Kussmaul Auto Charge 1200-Commercial Chassis Package	1
04-51-0110	-- Battery Conditioner Display -Driver Side Step	1
04-54-2000	-- Auto Eject - 20 Amp Super (Connected to Chgr/Comp)-	1
04-54-8015	-- Shoreline Connection Mtd under Driver Door	1
04-54-9000	-- Electrical Inlet Color Yellow	1
04-55-0005	-- NO Additional Air Charging System Provided	1
04-56-0200	-- NO Air Shoreline commercial	1
04-60-0010	-- Whelen - # 295SLSA1	1
04-60-0110	-- Siren Speaker, Commercial Chassis	1
04-60-0210	-- {Qty 1} Siren Speaker - Whelen SA315P, commercial	1
04-65-1010	-- Speaker installed IN bumper - Left, commercial	1
04-70-1500	-- Federal Q2B Siren-Pedestal Mount w/Chrome Grille/Hsng{REQ Bumper Extension, 21}	1
04-70-3000	-- Siren mounted ON bumper - Far Outboard-Left side	1
04-70-6500	-- Q2B, Foot Switch, Driver's Side	1
04-85-1000	-- Air Horns, (2) Grover Stuttertone Model 1510	1
04-85-3500	-- Air Horns Installed on Hood	1
04-85-5000	-- Air Horn Foot Switch Actuation, Driver's Side	1
04-85-9000	-- Pressure Protection Valve	1
04-87-0100	-- Chassis Required Labeling & Miscellaneous Options, English, commercial cab	1
04-87-5000	-- Apparatus Information Label, English	1
04-87-5010	-- Cab Helmet Warning Label, English	1
04-92-1162	-- Tire Pressure Monitoring System-RealWheel-(Single Axle) 2"/LED	1
04-95-0000	-- NO Tire Chains	1
05-01-0000	-- Retro reflective Striping on Inside of Door Panels (2 Door)	1
05-02-2100	-- Weldon VDR Model 6444-0000-00	1
05-10-1050	-- Calculated Stability	1
05-15-1100	-- {QTY} Helmet Restraints -Ziamatic-	2
06-20-0100	-- Mud flaps - Rear Only	1
06-25-0000	-- Horizontal Exhaust Extension, Commercial	1
06-39-0100	-- NO Rear of Cab Scuff plate- Top Mount Applications-Commercial Cab	1
06-39-1000	-- Aluminum Diamond plate Cab Step Trim 2 -Door Commercial	1
06-43-0200	-- NO Wheel Covers	1
06-66-1999	-- NO SCBA Brackets	1
20-00-6000	-- Heat Exchanger (100% SPARTAN ERV PROVIDED, USE FOR COMMERCIAL CABS)	1
53-15-9400	-- NO SCBA Compartments in Wheel Panel	1
70-20-1100	-- Engine Compartment Light, 12 Volt LED	1
70-34-1000	-- Under chassis Lights (2dr)	1
70-34-1200	-- Chassis Perimeter Light Activation-Open Door & Switch	1
70-35-0100	-- NO Under Front Bumper Ground Lights	1
20-00-0050	DISCHARGE RATINGS FOR PUMP FLOW-SEE PDF	1
20-00-0100	Side Mount-Pump Compartment	1
20-00-0250	-- Pump Compartment-Module Mounting	1
20-00-0275	-- Pump Compartment Work Light	1
20-00-0305	-- Side Mount Panels	1
20-00-0405	-- Panel Finish- Brushed stainless steel	1
20-00-0605	-- Side Mount Pump Panel Lighting-Weldon lights-LS Emb Alum Shields -RS Grote	1
20-00-0680	-- Side Pump Panel Light Activation-Switch at operator's panel	1
20-00-0805	-- Side Mount Controls-Innovative Controls	1
20-00-1005	-- Diamond plate Overlay on Front of Operator's Stand Module - Side Mount Only	1

PART NO	DESCRIPTION	QTY
20-00-1100	-- Running Boards	1
20-00-1105	-- NO Running Board Hose Wells	1
20-00-2000	-- Pump Panel Components	1
20-00-2005	-- Pump Panel Labeling, English	1
20-00-3005	-- PSG - Fire Research Corporation "InControl 400"	1
20-00-3105	-- Pump Panel Harness (commercial cabs only)	1
20-00-4000	-- Relief Valve - TFT, All Pumps	1
20-00-4100	-- UL Test Ports	1
20-00-4210	-- Class 1 Intelli- ITL-W Water Tank Level Gauge	1
20-00-4305	-- NO Additional Water Tank Gauge/Driver Gauge	1
20-00-4605	-- Air Horn Button	1
20-00-5005	-- Pump Compartment Heater - 30k BTU	1
20-00-5010	-- Heat Pan - aluminum -	1
20-00-7000	-- Pump Compartment Top Overlay	1
24-12-0005	-- Hale DSD 1250 GPM Pump -Single Stage (volute)	1
24-13-0002	-- Mechanical Seal	1
24-13-0010	-- Air Pump Shift	1
24-13-0020	-- Air Pump Shift Location-Left Hand Side Knee Area	1
24-13-0040	-- No Manual override for Pump Shift Provided	1
24-13-0050	-- Air Primer w/ Push Button Control	1
24-13-0100	-- 6.0" Steamer Inlets with long handle caps (w/ logo)	1
24-13-0200	-- Pump Cooling/Circulation Line	1
24-13-0255	-- (2) Pump Anodes	1
24-13-0300	-- Master Pump Drain	1
24-13-0400	-- Manually Operated Drains	1
24-13-0500	-- Ball Valves - Akron	1
24-13-0600	-- Plumbing & Manifolds	1
24-13-1000	-- 2.0" Tank Fill	1
24-13-1100	-- 3.0" Tank to Pump	1
24-13-1150	-- Tank to Pump Check Valve	1
24-13-1200	-- 2.5" Left Side Aux Inlet	1
24-13-1400	-- 2.5" Intake Plumbing	1
24-13-1450	-- 2.5" Intake Termination-2.5" NST	1
24-13-1300	-- NO 2.5" Right Side Aux Inlet	1
24-13-2000	-- 2.5" Left Side Discharge {D-1-forward position}	1
24-13-2100	-- 2.5" Side Discharge Plumbing	1
24-13-5000	-- 2.5" Discharge Termination- 2.5" NST w/ cap	1
27-45-0005	-- No Foam/CAFS supply to discharge	1
24-13-2010	-- Auxiliary 2.5" Left Side Discharge {D-2-rearward position}	1
24-13-2100	-- 2.5" Side Discharge Plumbing	1
24-13-5000	-- 2.5" Discharge Termination- 2.5" NST w/ cap	1
24-13-2050	-- 2.5" Right Side Discharge	1
24-13-2100	-- 2.5" Side Discharge Plumbing	1
24-13-5000	-- 2.5" Discharge Termination- 2.5" NST w/ cap	1
24-13-3010	-- 3.0" Right Side Discharge	1
24-13-3100	-- 3" Side Discharge Plumbing	1
24-13-5100	-- 3" Discharge Term: 3" NST x 3" NST x 3"NST Cr Elbw w/cap	1
24-13-4000	-- 2.5" Right Side Rear Discharge (-3M BODY change to LR, -22 BODY select 'NO')	1
24-13-4100	-- 2.5" Rear Discharge Plumbing	1
24-13-5000	-- 2.5" Discharge Termination- 2.5" NST w/ cap	1
27-45-0005	-- No Foam/CAFS supply to discharge	1
24-13-4200	-- NO Left Rear Hose Bed Preconnect	1
24-13-6000	-- 3.0" Deck Gun Discharge	1
24-13-6100	-- 3.0" Deck Gun Piping	1
24-13-6155	-- Cap Off Pipe w/ Stainless Steel Cap	1
24-13-7020	-- Crosslays-Single Stack-Side Control	1
24-13-7050	-- Two (2) 1.75" Hose Single Stack Crosslays - 2.0"	2
24-13-7100	-- 2" Discharge Plumbing-(Xlay/Splay)	2
24-13-7200	-- 2" NPT x 1.5" NST-Discharge Termination (Speedlay/Xlay)	2
27-45-0005	-- No Foam/CAFS supply to discharge	2

PART NO	DESCRIPTION	QTY
24-13-7060	-- One (1) 2.5" Single Stack Crosslay	1
24-13-7105	-- 2.5" Discharge Plumbing (Xlay)	1
24-13-7250	-- 2.5" NPT x 2.5" NST-Discharge Termination-Xlay	1
24-13-7300	-- Crosslay Cover-Vinyl (ext. & Velcro attached)	1
24-13-7500	-- Crosslay Side Cover-Vinyl	2
24-13-7550	-- Crosslay Cover-Red	2
78-00-5110	-- (1) Unity LED Floodlight for Crosslay Hose bed	1
78-00-5205	-- Crosslay Light Activation-Park Brake	1
24-13-8010	-- 1.5" Front Bumper Discharge	1
24-13-8100	-- 2" Discharge Plumbing-Front bumper discharge	1
24-13-8200	-- 2" NPT x 1.5" NST-FBD Discharge Termination on RS Gravel Shield	1
24-13-8400	-- Air Blowout for Front Bumper Discharge	1
27-45-0005	-- No Foam/CAFS supply to discharge	1
24-13-8500	-- NO Front Suction Inlet	1
24-15-0000	-- NO Booster Reel	1
24-20-0005	-- DISCHARGE GAUGES	1
24-20-0010	-- Thuemling 2.5" FA Series	1
24-20-0105	-- 0-400 PSI Scale Reading-Gauge	1
24-20-0205	-- Black on White gauge face	1
24-20-0405	-- NO Deluxe Bezels for Gauges	1
27-00-0010	-- NO FOAM / CAFS System	1
31-20-1000	Vibra-Torque Body Mounting, Pumper	1
31-31-0100	NO Compartment Drains (REQ FOR ULC, ADD BY DROP DOWN)	1
31-31-5000	Compartment Vent System -chrome-	1
32-01-1100	=BODY SIDE/REAR COMPARTMENT CONFIGURATIONS/PDF= B or F	1
32-04-156A	1560-3 Legend Pumper Body (Formerly 'A' Design)	1
32-00-1000	-- 1/8" Aluminum Body - Legend (DO NOT USE FOR LOW SIDE OR SAO PAULO STYLE)	1
32-42-1980	-- Rear Compartment - Roll up Door - ROM	1
32-46-0100	-- NO ROLL-UP Door Protector, Rear Compartment	1
35-05-1560	-- ROLL-UP DOORS - 1560 (4) Full Height/(2) Over Wheel	1
35-05-1999	-- R.O.M. (Roll-Up Doors)	1
35-05-2000	-- Satin Aluminum Finish	1
35-05-2800	-- NO ROLL-UP Door Protectors, SIDE COMPARTMENTS	1
35-05-2900	-- NO Inside Door Straps	1
70-21-2000	-- Door Open Switch and Warning Light - Roll Up Doors	1
36-00-0010	-- Compartment Lighting (1) LED Tube Light per Compartment, Spartan ER	1
50-15-4000	-- Hose bed Description - Pumper	1
50-15-5000	-- Hose Load (Select Options for Qty/Size of Hoseload)-More Opts avail-opt/pkg ind	1
50-15-5020	-- *SELECT HOSE BAY 1* (BAY 1 IS FAR LEFT, GO L TO R)	1
50-15-5100	-- 1 3/4 Hose-(OR USE DROP DOWN)	1
50-15-5101	-- 1 3/4 Hose-100'	1
50-15-5025	-- *SELECT HOSE BAY 2* (BAYS GO L TO R)	1
50-15-5100	-- 1 3/4 Hose-(OR USE DROP DOWN)	1
50-15-5101	-- 1 3/4 Hose-100'	1
50-15-5030	-- *SELECT HOSE BAY 3* (BAYS GO L TO R)	1
50-15-5100	-- 1 3/4 Hose-(OR USE DROP DOWN)	1
50-15-5101	-- 1 3/4 Hose-100'	1
50-15-5035	-- *SELECT HOSE BAY 4* (BAYS GO L TO R)	1
50-15-5100	-- 1 3/4 Hose-(OR USE DROP DOWN)	1
50-15-5101	-- 1 3/4 Hose-100'	1
50-16-0005	-- Hose bed Finish Speedliner (Medium Gray)	1
50-20-1000	-- Hose bed Divider(s) w/ hand cut-out	2
50-30-1515	-- Hose Bed Riser -15"/Catwalk 1560 1/8" Alum Standard Depth Comp.	1
50-35-0110	-- Vinyl Coated Nylon Hose bed Cover -Shock Cord - Legend	1
50-35-0305	-- Vinyl Cover to be Red	1
50-41-5100	-- Rear vinyl flap to be held with elastic shock cord	1
50-42-0305	-- Vinyl Flap to be Red	1
50-45-0015	-- (1) Unity LED Light for Hose bed - Flood-Left Side	1

PART NO	DESCRIPTION	QTY
78-00-5200	-- Hose Bed Light Activation-Park Brake	1
50-50-0010	-- Dunnage Area in Hose bed	1
61-00-4000	-- Pro Poly Tank Verbiage -Pumper-	1
61-00-5620	-- Pro Poly Tank - 1000 gal	1
61-00-5705	-- Fill Tower & Overflow 6" (1000 gal and greater)	1
61-00-6010	-- NO Rear Tank Fill, Left Rear	1
61-10-0000	-- NO Rear Tank Dump Package	1
62-10-0100	-- Ladder Compartment Storage beside Booster Tank - Right side	1
90-09-5000	-- Duo Safety Ground Ladders -ERV Provided (24' 2 sect Ladder pkg)	1
90-11-2000	-- Duo Safety 24' Alum 900A 2 sect	1
90-12-1400	-- Duo Safety 14' Alum 775A roof	1
90-13-2000	-- Duo Safety 10' Alum 585A attic	1
90-20-0052	-- Dealer Supplied Pike Poles	1
63-00-0100	-- Left Side Compartment Storage Option(s) (can change to Rescue Equip. with drop d	1
63-10-0100	-- Suction Hose Compt beside Booster Tank - LS	1
90-20-0054	-- FD Supplied Pike Poles	1
90-30-0000	-- Suction Hose -ERV provided	1
90-31-3000	-- 6" x 10' w/ lightweight coupling - Clear PVC (Pair)	2
90-40-0100	-- Strainers	1
90-40-1025	-- 6" Kochek K-Brite Barrel Strainer	1
63-10-0800	-- NO Auxiliary Suction Hose Storage	1
32-42-5500	Overlays- Diamond plate Front and Smooth (Aluminum Rear of Body)	1
52-20-1000	Over wheel Open Low Storage Options (Left Side-L2)	1
52-20-1001	Over wheel Open Low Storage Options - (Right Side-R2)	1
52-21-0100	Vertical Unistrut Installed in ALL Apparatus Compartments, Pumper	1
52-21-0105	Horizontal Unistrut Installed Over wheel Apparatus Compartments, Pumper	1
52-21-1000	NO Shelving	1
52-24-0002	NO ROLL-OUT Trays	1
52-26-1800	NO DA Finish for Shelves and Trays	1
52-27-1020	NO Protective Matting for Floors	1
52-27-1025	NO Protective Matting for Shelves & Trays	1
52-30-0005	NO Tool Boards	1
52-40-0050	NO SCBA Clips	1
52-50-1500	Wheel Well panels to be diamond plate	1
54-10-1200	Brushed Stainless Steel Trim Package, Rub Rails/Sill/Body Corners -Pumper	1
54-10-3000	-- Anodized Aluminum Side Rub Rails	1
54-10-6000	-- Anodized Aluminum Rear Rub Rails	1
54-11-0100	-- NO Rub Rail Reflective	1
54-13-1000	-- Brushed Stainless Steel Sill Plates	1
54-13-2000	-- Full Height Brushed Stainless Steel Body Corner Trim	1
54-20-1005	Rear Fenderettes to be Polished Aluminum	1
56-60-1050	Rear Tailboard - Flat Back	1
56-61-3550	Step - 13.5" Deep w/ 1/8" Embossed TB Overlay	1
56-80-1050	Intermediate Rear Step - Pumper	1
58-30-0400	-- Intermediate step Lighting, Spartan ERV LED Tube 9" w/bezel	1
58-30-3005	-- Step Light Activation-Park Brake	1
58-36-0000	FOLDING STEPS, CPI Illuminated LED	1
58-36-0105	-- Three (3) Left Front Illuminated Steps	1
58-30-3005	-- Step Light Activation-Park Brake	1
59-82-4000	-- (1) 10" Handrail, knurled SST - above forward steps	1
58-36-0205	-- Three (3) Right Front Illuminated Steps	1
58-30-3005	-- Step Light Activation-Park Brake	1
59-82-4000	-- (1) 10" Handrail, knurled SST - above forward steps	1
58-38-0100	-- Two (2) Right Rear Illuminated Steps {SPLIT DEPTH QTY (2) is MAX}	1
58-30-3005	-- Step Light Activation-Park Brake	1
59-82-4500	-- (1) 10" Handrail, knurled SST - above rear steps	1
58-37-0100	-- Two (2) Left Rear Illuminated Steps {SPLIT DEPTH QTY (2) is MAX}	1
58-30-3005	-- Step Light Activation-Park Brake	1
59-82-4500	-- (1) 10" Handrail, knurled SST - above rear steps	1
58-60-1000	(3) 36" Handrail - rear wall (flat back)-**NO** Telights	1

PART NO	DESCRIPTION	QTY
60-20-3000	Rear Tow Eyes -Pumper	1
60-20-3050	-- NO Rear Rescue Receiver	1
69-71-0500	Painting/Finishing Specifications - Pumper	1
69-72-0600	Paint Color - ("Specify")	1
69-80-9950	Compt. to have Spar-Liner Finish, Alum	1
69-90-0000	-- Spar-Liner Gray Color	1
70-00-1100	Multiplex Body Low Voltage Electrical Syst (Chassis to be multiplex or Hardwire)	1
70-00-1115	-- NO TRANSLATION FOR VISTA (for export only to add when needed for Vista)	1
70-01-1000	DOT Lighting (7 total LED)	1
70-01-1200	DOT Intermediate Turn/Marker Lights, required for >30' apparatus	1
70-01-1300	-- Intermediate Turn Signals (mid turn, Flash with Turn indicators)	1
70-02-0050	*KIT*-WHELEN LED EMERG LIGHTING PACKAGE (USE DROP DOWN FOR UPGRADE PKG)	1
70-02-1000	-- 62" Whelen LED Justice Lightbar - LEGEND KIT, NO CHANGES ALLOWED	1
70-02-1020	-- Lightbar Activation-Emaster	1
70-02-1050	-- Whelen L31HRFN Beacon LED - Red Lens Zone C Upper (KIT)	1
70-02-1075	-- Upper Zone C Activation-Emaster	1
70-02-1085	-- Whelen 600 Series Super LED - Red Lens Zone A Lower (KIT)	1
70-02-1099	-- Lower Zone A Activation-Emaster	1
70-02-1200	-- (2) Whelen 600 Series Super LED - Red Lens Zone B Lower (KIT)	1
70-02-1530	-- Lower Zone B&D Activation-Emaster	1
70-02-1300	-- Whelen 600 Series Super LED - Red Lens Zone C Lower (KIT)	1
70-02-1360	-- Lower Zone C Activation-Emaster	1
70-02-1400	-- (2) Whelen 600 Series Super LED - Red Lens Zone D Lower (KIT)	1
70-02-1530	-- Lower Zone B&D Activation-Emaster	1
70-02-1500	-- Whelen 500 Series Super LED - Red Lens Zone B & D Lower Pump Mod (KIT)	1
70-02-1530	-- Lower Zone B&D Activation-Emaster	1
70-03-1000	-- Cast Aluminum Light Housing Zones B & D Lower Rear	1
70-10-6600	Whelen 600 LED Stop/Turn/BU Taillights	1
70-10-7500	-- Backup Lights illuminate w/ Park Brake Set	1
70-35-1000	Underbody Lights - Qty 4	1
70-35-1210	-- Underbody Perimeter Light Activation-Match Chassis Programming	1
76-30-0000	NO Rear Traffic Advisor	1
77-00-0000	NO Rear View Camera (system)	1
78-55-1000	NO 12 Volt Side Body Stationary Scene Lights	1
78-56-1000	NO 12 Volt Rear Body Stationary Scene Lights	1
78-90-1005	FRC Focus Telescoping Scene Lights 12-v - 300w side mtd/btm raise, (2) Rear Body	1
82-24-1000	-- Light Switch on Light head	1
82-24-2115	-- Steady Rest Bracket	1
82-24-2215	-- "UP" Indicator Light provided	1
78-90-1020	NO 12V Rear Cab Telescoping Lights	1
79-10-1000	NO 12V Brow Light	1
80-05-0000	NO Generator Or 120V AC Options	1
80-85-0010	-- Line Voltage Outlets (Shore power does not req generator)	1
80-85-0040	-- NO Generator Powered 120v Outlets (WHEEL PANEL LOCATION)	1
80-85-0045	-- NO Generator Powered 240v Outlets (L6-30, B-1)	1
80-85-0050	-- NO Shorepower Outlets (Chassis cab interior)	1
88-50-0000	=LETTERING & STRIPING/PDF=	1
88-58-1000	Reflective Stripe - 1" x 4" x 1"	1
88-59-1000	-- Stripe to be applied in a 'Straight Line' Pattern	1
88-60-0100	-- Stripe to be White	1
88-65-1000	Diamond Grade Retro-Reflective Chevron Striping- Pumper	1
88-65-1005	-- NO Front Bumper Chevron-Severe Duty only (Legend)	1
88-66-1200	-- Retro-Reflective Striping - Red/ Fluorescent Yellow-Green	1
88-70-1025	Gold Leaf Scotchcal Body Lettering - max 60 letters -6"	1
88-78-2000	License Plate Mounting & Lighting	1
90-03-1000	Zico Folding Wheel Chocks, SAC-44	1
90-03-1100	-- Zico Folding Wheel Chock Brackets -SQ-H-44-H	1
90-50-0110	FD Supplied Portable Hand Lights	1
90-60-0000	Loose Equipment, Pumper	1
90-70-0054	-- FD Supplied Salvage Covers	1

PART NO	DESCRIPTION	QTY
90-71-1060	-- FD Supplied Traffic Cones	1
90-71-2200	-- FD Supplied Traffic Vest	1
90-79-1020	-- FD Supplied Flares	1
91-00-0054	-- FD Supplied Fire Extinguishers	1
91-23-0054	-- FD Supplied AED	1
91-25-0054	-- FD Supplied First Aid Kit	1
91-30-0054	-- FD Supplied Axes	1
91-35-0054	-- FD Supplied Spanner & Hydrant Wrenches	1
91-36-0054	-- FD Supplied Nozzles	1
91-40-2754	-- FD Supplied Rubber Mallet	1
91-70-0054	-- FD Supplied Fire Hose	1
92-01-0154	-- FD Supplied Adaptors	1
92-10-0154	-- FD Supplied SCBA	1

Prepared by:
Anthony Amadio
CAMPBELL FREIGHTLINER
LLC
180 TALMADGE ROAD
EDISON, NJ 08818
Phone: 732-287-1500

SPECIFICATION PROPOSAL

Data Code	Description
Price Level	
PRL-14M	M2 PRL-14M (EFF:10/05/15)
Data Version	
DRL-005	SPECPRO21 DATA RELEASE VER 005
Vehicle Configuration	
001-172	M2 106 CONVENTIONAL CHASSIS
004-217	2017 MODEL YEAR SPECIFIED
002-004	SET BACK AXLE - TRUCK
019-002	STRAIGHT TRUCK PROVISION
003-001	LH PRIMARY STEERING LOCATION
General Service	
AA1-002	TRUCK CONFIGURATION
AA6-001	DOMICILED, USA 50 STATES (INCLUDING CALIFORNIA AND CARB OPT-IN STATES)
A85-020	FIRE SERVICE
A84-1EV	EMERGENCY VEHICLES BUSINESS SEGMENT
AA4-002	LIQUID BULK COMMODITY
AA5-002	TERRAIN/DUTY: 100% (ALL) OF THE TIME, IN TRANSIT, IS SPENT ON PAVED ROADS
AB1-008	MAXIMUM 8% EXPECTED GRADE
AB5-002	ROUGH, MAINTAINED, CONCRETE OR ASPHALT PAVEMENT - MOST SEVERE IN-TRANSIT (BETWEEN SITES) ROAD SURFACE
995-091	MEDIUM TRUCK WARRANTY
A66-99D	EXPECTED FRONT AXLE(S) LOAD : 12000.0 lbs
A68-99D	EXPECTED REAR DRIVE AXLE(S) LOAD : 24000.0 lbs
A63-99D	EXPECTED GROSS VEHICLE WEIGHT CAPACITY : 36000.0 lbs
Truck Service	



Spartan ERV
907 7th Ave North
Brandon, SD 57005
Phone: 605-582-2300

Prepared by:
Anthony Amadio
CAMPBELL FREIGHTLINER
LLC
180 TALMADGE ROAD
EDISON, NJ 08818
Phone: 732-287-1500

Data Code	Description
AA3-027	FIRE TANK/PUMPER - MAIN DRIVELINE DRIVEN SPLIT-SHAFT PTO/PUMP
AF7-99D	EXPECTED BODY/PAYLOAD CG HEIGHT ABOVE FRAME "XX" INCHES : 32.0 in

Engine

101-2XM CUM ISL 350 HP @ 2000 RPM, 2200 GOV RPM,
1000 LB/FT @ 1400 RPM

Electronic Parameters

79A-068 68 MPH ROAD SPEED LIMIT
79B-000 CRUISE CONTROL SPEED LIMIT SAME AS ROAD
SPEED LIMIT
79K-015 PTO MODE ENGINE RPM LIMIT - 2100 RPM
79M-001 PTO MODE BRAKE OVERRIDE - SERVICE
BRAKE APPLIED
79P-002 PTO RPM WITH CRUISE SET SWITCH - 700 RPM
79Q-003 PTO RPM WITH CRUISE RESUME SWITCH - 800
RPM
79S-001 PTO MODE CANCEL VEHICLE SPEED - 5 MPH
79U-007 PTO GOVERNOR RAMP RATE - 250 RPM PER
SECOND
79W-001 ONE REMOTE PTO SPEED
79X-005 REMOTE PTO SPEED 1 SETTING - 900 RPM
80G-002 PTO MINIMUM RPM - 700
80J-001 REGEN INHIBIT SPEED THRESHOLD - 0 MPH

Engine Equipment

99C-016 2016 ONBOARD DIAGNOSTICS/2010
EPA/CARB/GHG14
99D-012 2008 CARB EMISSION CERTIFICATION -
EXEMPTED VEHICLE; NO CLEAN IDLE LABEL
REQUIRED
13E-001 STANDARD OIL PAN
105-001 ENGINE MOUNTED OIL CHECK AND FILL
133-004 ONE PIECE VALVE COVER
014-1BX SIDE OF HOOD AIR INTAKE WITH NFPA
COMPLIANT EMBER SCREEN AND FIRE
RETARDANT DONALDSON AIR CLEANER
124-1E7 DR 12V 275 AMP 40-SI BRUSHLESS PAD
ALTERNATOR WITH REMOTE BATTERY
VOLTAGE SENSE
292-098 (2) ALLIANCE MODEL 1231, GROUP 31, 12 VOLT
MAINTENANCE FREE 2250 CCA THREADED
STUD BATTERIES



Spartan ERV
907 7th Ave North
Brandon, SD 57005
Phone: 605-582-2300

Prepared by:
Anthony Amadio
CAMPBELL FREIGHTLINER
LLC
180 TALMADGE ROAD
EDISON, NJ 08818
Phone: 732-287-1500

Data Code	Description
290-017	BATTERY BOX FRAME MOUNTED
281-001	STANDARD BATTERY JUMPERS
282-001	SINGLE BATTERY BOX FRAME MOUNTED LH SIDE UNDER CAB
291-017	WIRE GROUND RETURN FOR BATTERY CABLES WITH ADDITIONAL FRAME GROUND RETURN
289-001	NON-POLISHED BATTERY BOX COVER
293-058	POSITIVE LOAD DISCONNECT WITH CAB MOUNTED CONTROL SWITCH MOUNTED OUTBOARD DRIVER SEAT
295-029	POSITIVE AND NEGATIVE POSTS FOR JUMPSTART LOCATED ON FRAME NEXT TO STARTER
107-032	CUMMINS TURBOCHARGED 18.7 CFM AIR COMPRESSOR WITH INTERNAL SAFETY VALVE
108-002	STANDARD MECHANICAL AIR COMPRESSOR GOVERNOR
131-013	AIR COMPRESSOR DISCHARGE LINE
152-039	GVG, FIRE AND EMERGENCY SERVICE VEHICLES ENGINE WARNING
128-076	CUMMINS EXHAUST BRAKE INTEGRAL WITH VARIABLE GEOMETRY TURBO WITH ON/OFF DASH SWITCH
016-1DC	RH OUTBOARD UNDER STEP MOUNTED HORIZONTAL AFTERTREATMENT SYSTEM ASSEMBLY WITH RH HORIZONTAL TAILPIPE EXITING FORWARD OF REAR TIRES
28F-007	ENGINE AFTERTREATMENT DEVICE, AUTOMATIC OVER THE ROAD ACTIVE REGENERATION AND DASH MOUNTED SINGLE REGENERATION REQUEST/INHIBIT SWITCH
239-001	STANDARD EXHAUST SYSTEM LENGTH
237-022	RH HORIZONTAL TAILPIPE, EXIT FORWARD OF REAR TIRES AT 90 DEGREES
23U-001	6 GALLON DIESEL EXHAUST FLUID TANK
30N-003	100 PERCENT DIESEL EXHAUST FLUID FILL
43X-002	LH MEDIUM DUTY STANDARD DIESEL EXHAUST FLUID TANK LOCATION
23Y-002	DIESEL EXHAUST FLUID PUMP MOUNTED AFT OF DIESEL EXHAUST FLUID TANK
43Y-001	STANDARD DIESEL EXHAUST FLUID TANK CAP
273-018	HORTON DRIVEMASTER ON/OFF FAN DRIVE
276-001	AUTOMATIC FAN CONTROL WITHOUT DASH SWITCH, NON ENGINE MOUNTED

Spartan ERV
907 7th Ave North
Brandon, SD 57005
Phone: 605-582-2300

Prepared by:
Anthony Amadio
CAMPBELL FREIGHTLINER
LLC
180 TALMADGE ROAD
EDISON, NJ 08818
Phone: 732-287-1500

Data Code	Description
110-003	CUMMINS SPIN ON FUEL FILTER
118-008	COMBINATION FULL FLOW/BYPASS OIL FILTER
266-013	1100 SQUARE INCH ALUMINUM RADIATOR
103-037	ANTIFREEZE TO -60F, ETHYLENE GLYCOL PRE-CHARGED SCA HEAVY DUTY COOLANT
171-007	GATES BLUE STRIPE COOLANT HOSES OR EQUIVALENT
172-001	CONSTANT TENSION HOSE CLAMPS FOR COOLANT HOSES
270-008	AUXILIARY ENGINE COOLING USING WATER FROM FIRE PUMP
168-002	LOWER RADIATOR GUARD
134-001	ALUMINUM FLYWHEEL HOUSING
132-004	ELECTRIC GRID AIR INTAKE WARMER
155-058	DELCO 12V 38MT HD STARTER WITH INTEGRATED MAGNETIC SWITCH

Transmission

342-1KD	ALLISON 3000 EVS AUTOMATIC TRANSMISSION WITH PTO PROVISION
---------	--

Transmission Equipment

343-331	ALLISON VOCATIONAL PACKAGE 198 - AVAILABLE ON 3000/4000 PRODUCT FAMILIES WITH VOCATIONAL MODEL EVS
84B-003	ALLISON VOCATIONAL RATING FOR FIRE TRUCK/EMERGENCY VEHICLE APPLICATIONS AVAILABLE WITH ALL PRODUCT FAMILIES
84C-022	PRIMARY MODE GEARS, LOWEST GEAR 1, START GEAR 1, HIGHEST GEAR 5, AVAILABLE FOR 3000/4000 PRODUCT FAMILIES ONLY
84D-022	SECONDARY MODE GEARS, LOWEST GEAR 1, START GEAR 1, HIGHEST GEAR 5, AVAILABLE FOR 3000/4000 PRODUCT FAMILIES ONLY
84N-000	NEUTRAL AT STOP - DISABLED, FUELSENSE - DISABLED
353-026	VEHICLE INTERFACE WIRING CONNECTOR WITH PDM AND NO BLUNT CUTS, AT BACK OF CAB
34C-001	ELECTRONIC TRANSMISSION CUSTOMER ACCESS CONNECTOR FIREWALL MOUNTED
362-035	CUSTOMER INSTALLED CHELSEA 277 SERIES PTO
363-007	PTO MOUNTING, TOP RH SIDE OF MAIN TRANSMISSION

Spartan ERV
907 7th Ave North
Brandon, SD 57005
Phone: 605-582-2300

Prepared by:
Anthony Amadio
CAMPBELL FREIGHTLINER
LLC
180 TALMADGE ROAD
EDISON, NJ 08818
Phone: 732-287-1500

Data Code	Description
341-018	MAGNETIC PLUGS, ENGINE DRAIN, TRANSMISSION DRAIN, AXLE(S) FILL AND DRAIN
345-003	PUSH BUTTON ELECTRONIC SHIFT CONTROL, DASH MOUNTED
97G-004	TRANSMISSION PROGNOSTICS - ENABLED 2013
370-015	WATER TO OIL TRANSMISSION COOLER, IN RADIATOR END TANK
346-003	TRANSMISSION OIL CHECK AND FILL WITH ELECTRONIC OIL LEVEL CHECK
35T-001	SYNTHETIC TRANSMISSION FLUID (TES-295 COMPLIANT)

Front Axle and Equipment

400-1A6	DETROIT DA-F-12.0-3 12,000# FF1 71.5 KPI/3.74 DROP SINGLE FRONT AXLE
402-049	MERITOR 16.5X5 Q+ CAST SPIDER CAM FRONT BRAKES, DOUBLE ANCHOR, FABRICATED SHOES
403-026	FIRE AND EMERGENCY SEVERE SERVICE, NON-ASBESTOS FRONT LINING
419-023	CONMET CAST IRON FRONT BRAKE DRUMS
427-001	FRONT BRAKE DUST SHIELDS
409-021	SKF SCOTSEAL PLUS XL FRONT OIL SEALS
408-001	VENTED FRONT HUB CAPS WITH WINDOW, CENTER AND SIDE PLUGS - OIL
416-022	STANDARD SPINDLE NUTS FOR ALL AXLES
405-002	MERITOR AUTOMATIC FRONT SLACK ADJUSTERS
536-050	TRW THP-60 POWER STEERING
539-003	POWER STEERING PUMP
534-015	2 QUART SEE THROUGH POWER STEERING RESERVOIR
40T-002	SYNTHETIC 75W-90 FRONT AXLE LUBE

Front Suspension

620-1F0	12,000# DUAL TAPERLEAF FRONT SUSPENSION
619-005	MAINTENANCE FREE RUBBER BUSHINGS - FRONT SUSPENSION
410-001	FRONT SHOCK ABSORBERS

Rear Axle and Equipment

420-265	RS-23-161 24,000# R-SERIES FIRE/EMERGENCY SERVICE SINGLE REAR AXLE
---------	---

Spartan ERV
907 7th Ave North
Brandon, SD 57005
Phone: 605-582-2300

Prepared by:
Anthony Amadio
CAMPBELL FREIGHTLINER
LLC
180 TALMADGE ROAD
EDISON, NJ 08818
Phone: 732-287-1500

Data Code	Description
421-538	5.38 REAR AXLE RATIO
424-001	IRON REAR AXLE CARRIER WITH STANDARD AXLE HOUSING
385-004	DRIVELINE SPACER FOR CUSTOMER FURNISHED FIRE PUMP
386-073	MXL 17T MERITOR EXTENDED LUBE MAIN DRIVELINE WITH HALF ROUND YOKES
423-033	MERITOR 16.5X7 Q+ CAST SPIDER HEAVY DUTY CAM REAR BRAKES, DOUBLE ANCHOR, FABRICATED SHOES
433-025	FIRE AND EMERGENCY SEVERE SERVICE NON-ASBESTOS REAR BRAKE LINING
434-011	BRAKE CAMS AND CHAMBERS ON FORWARD SIDE OF DRIVE AXLE(S)
451-023	CONMET CAST IRON REAR BRAKE DRUMS
425-002	REAR BRAKE DUST SHIELDS
440-021	SKF SCOTSEAL PLUS XL REAR OIL SEALS
426-074	HALDEX GOLDSEAL LONGSTROKE 1-DRIVE AXLE SPRING PARKING CHAMBERS
428-003	HALDEX AUTOMATIC REAR SLACK ADJUSTERS
41T-002	SYNTHETIC 75W-90 REAR AXLE LUBE

Rear Suspension

622-096	24,000# FLAT LEAF SPRING REAR SUSPENSION WITH HELPER, WITH RADIUS ROD, FOR FIRE/EMERGENCY SERVICE
621-004	SPRING SUSPENSION - 1.50" AXLE SPACER
431-001	STANDARD AXLE SEATS IN AXLE CLAMP GROUP
623-005	FORE/AFT CONTROL RODS

Brake System

018-002	AIR BRAKE PACKAGE
490-101	WABCO 4S/4M ABS WITH TRACTION CONTROL
871-001	REINFORCED NYLON, FABRIC BRAID AND WIRE BRAID CHASSIS AIR LINES
904-001	FIBER BRAID PARKING BRAKE HOSE
412-001	STANDARD BRAKE SYSTEM VALVES
46D-002	STANDARD AIR SYSTEM PRESSURE PROTECTION SYSTEM
413-002	STD U.S. FRONT BRAKE VALVE
432-003	RELAY VALVE WITH 5-8 PSI CRACK PRESSURE, NO REAR PROPORTIONING VALVE



Spartan ERV
907 7th Ave North
Brandon, SD 57005
Phone: 605-582-2300

Prepared by:
Anthony Amadio
CAMPBELL FREIGHTLINER
LLC
180 TALMADGE ROAD
EDISON, NJ 08818
Phone: 732-287-1500

Data Code	Description
480-083	WABCO SS-1200 PLUS AIR DRYER WITH INTEGRAL AIR GOVERNOR AND HEATER
479-012	AIR DRYER MOUNTED UNDER HOOD
460-008	STEEL AIR BRAKE RESERVOIRS MOUNTED INSIDE RAIL
607-001	CLEAR FRAME RAILS FROM BACK OF CAB TO FRONT REAR SUSPENSION BRACKET, BOTH RAILS OUTBOARD
477-008	BW DV-2 AUTO DRAIN VALVE WITH HEATER - WET TANK
485-002	EXTERNAL CHARGING SCHRADER VALVE
Trailer Connections	
335-004	UPGRADED CHASSIS MULTIPLEXING UNIT
32A-002	UPGRADED BULKHEAD MULTIPLEXING UNIT
Wheelbase & Frame	
545-447	4475MM (176 INCH) WHEELBASE
546-101	11/32X3-1/2X10-15/16 INCH STEEL FRAME (8.73MMX277.8MM/0.344X10.94 INCH) 120KSI
547-001	1/4 INCH (6.35MM) C-CHANNEL INNER FRAME REINFORCEMENT
552-012	1450MM (57 INCH) REAR FRAME OVERHANG
55W-005	FRAME OVERHANG RANGE: 51 INCH TO 60 INCH
AC8-99D	CALC'D BACK OF CAB TO REAR SUSP C/L (CA) : 110.45 in
AE8-99D	CALCULATED EFFECTIVE BACK OF CAB TO REAR SUSPENSION C/L (CA) : 107.45 in
AE4-99D	CALC'D FRAME LENGTH - OVERALL : 262.39
AM6-99D	CALC'D SPACE AVAILABLE FOR DECKPLATE : 110.45 in
FSS-0LH	CALCULATED FRAME SPACE LH SIDE : 129.95 in
FSS-0RH	CALCULATED FRAME SPACE RH SIDE : 119.01 in
553-001	SQUARE END OF FRAME
550-001	FRONT CLOSING CROSSMEMBER
559-003	LIGHTWEIGHT HEAVY DUTY ALUMINUM ENGINE CROSSMEMBER
562-001	STANDARD MIDSHIP #1 CROSSMEMBER(S)
572-001	STANDARD REARMOST CROSSMEMBER
565-001	STANDARD SUSPENSION CROSSMEMBER

Spartan ERV
907 7th Ave North
Brandon, SD 57005
Phone: 605-582-2300

Prepared by:
Anthony Amadio
CAMPBELL FREIGHTLINER
LLC
180 TALMADGE ROAD
EDISON, NJ 08818
Phone: 732-287-1500

Data Code	Description
Chassis Equipment	
556-1CW	THREE-PIECE 14 INCH CHROME STEEL BUMPER WITH COLLAPSIBLE ENDS AND LH WING CUTOUT FOR FEDERAL MS100/ES100/ES100C SPEAKER
574-001	BUMPER MOUNTING FOR SINGLE LICENSE PLATE
586-024	FENDER AND FRONT OF HOOD MOUNTED FRONT MUDFLAPS
551-007	GRADE 8 THREADED HEX HEADED FRAME FASTENERS
605-003	LEVEL FRAME RAILS (+/- 1%) WHEN CHASSIS IS LOADED TO FRONT AND REAR SUSPENSION RATINGS
601-012	CUSTOMER REQUESTED .DXF "DRIVELINE AND CROSSMEMBER ONLY" LAYOUT
970-038	TANK BODY 0 TO 1500 GALLONS
Fuel Tanks	
204-215	50 GALLON/189 LITER SHORT RECTANGULAR ALUMINUM FUEL TANK - LH
218-005	RECTANGULAR FUEL TANK(S)
215-005	PLAIN ALUMINUM/PAINTED STEEL FUEL/HYDRAULIC TANK(S) WITH PAINTED BANDS
212-007	FUEL TANK(S) FORWARD
664-001	PLAIN STEP FINISH
205-001	FUEL TANK CAP(S)
122-077	ALLIANCE FUEL FILTER/WATER SEPARATOR WITH HEATED BOWL AND PRIMER PUMP
216-020	EQUIFLO INBOARD FUEL SYSTEM
202-016	HIGH TEMPERATURE REINFORCED NYLON FUEL LINE
Tires	
093-2B2	MICHELIN XZA3+ 11R22.5 16 PLY RADIAL FRONT TIRES
094-0GR	MICHELIN XDN2 12R22.5 16 PLY RADIAL REAR TIRES
Hubs	
418-056	CONMET PRESET PLUS IRON FRONT HUBS
450-056	CONMET PRESET PLUS IRON REAR HUBS
Wheels	



Spartan ERV
907 7th Ave North
Brandon, SD 57005
Phone: 605-582-2300

Prepared by:
Anthony Amadio
CAMPBELL FREIGHTLINER
LLC
180 TALMADGE ROAD
EDISON, NJ 08818
Phone: 732-287-1500

Data Code	Description
502-1EF	ALCOA LVL ONE 88367X 22.5X8.25 10-HUB PILOT 5.79 INSET ALUMINUM DISC FRONT WHEELS
505-1EF	ALCOA LVL ONE 88367X 22.5X8.25 10-HUB PILOT ALUMINUM DISC REAR WHEELS
524-001	POLISHED FRONT WHEELS; OUTSIDE ONLY
525-001	POLISHED REAR WHEELS; OUTSIDE OF OUTER WHEELS ONLY
496-011	FRONT WHEEL MOUNTING NUTS
497-011	REAR WHEEL MOUNTING NUTS
Cab Exterior	
829-071	106 INCH BBC FLAT ROOF ALUMINUM CONVENTIONAL CAB
650-008	AIR CAB MOUNTS
678-018	LH AND RH EXTERIOR GRAB HANDLES WITH SINGLE RUBBER INSERT
646-023	HOOD MOUNTED CHROMED PLASTIC GRILLE
65X-003	CHROME HOOD MOUNTED AIR INTAKE GRILLE
644-004	FIBERGLASS HOOD
727-1B0	DUAL 25 INCH ROUND STUTTER TONE HOOD MOUNTED AIR HORNS
726-002	DUAL ELECTRIC HORNS
728-002	DUAL HORN SHIELDS
657-001	DOOR LOCKS AND IGNITION SWITCH KEYED THE SAME
575-001	REAR LICENSE PLATE MOUNT END OF FRAME
312-038	INTEGRAL HEADLIGHT/MARKER ASSEMBLY WITH CHROME BEZEL
302-047	LED AERODYNAMIC MARKER LIGHTS
311-001	DAYTIME RUNNING LIGHTS
294-046	OMIT STOP/TAIL/BACKUP LIGHTS AND PROVIDE WIRING WITH SEPARATE STOP/TURN WIRES TO 4 FEET BEYOND END OF FRAME
300-015	STANDARD FRONT TURN SIGNAL LAMPS
744-1BC	DUAL WEST COAST BRIGHT FINISH HEATED MIRRORS WITH LH AND RH REMOTE
797-001	DOOR MOUNTED MIRRORS
796-001	102 INCH EQUIPMENT WIDTH
743-204	LH AND RH 8 INCH BRIGHT FINISH CONVEX MIRRORS MOUNTED UNDER PRIMARY MIRRORS
74A-001	RH DOWN VIEW MIRROR

907 7th Ave North
Brandon, SD 57005
Phone: 605-582-2300

Prepared by:
Anthony Amadio
CAMPBELL FREIGHTLINER
LLC
180 TALMADGE ROAD
EDISON, NJ 08818
Phone: 732-287-1500

Data Code	Description
729-001	STANDARD SIDE/REAR REFLECTORS
677-016	DUAL LEVEL CAB ENTRY STEPS ON BOTH SIDES
768-043	63X14 INCH TINTED REAR WINDOW
661-003	TINTED DOOR GLASS LH AND RH WITH TINTED NON-OPERATING WING WINDOWS
654-003	MANUAL DOOR WINDOW REGULATORS
663-013	TINTED WINDSHIELD
659-019	2 GALLON WINDSHIELD WASHER RESERVOIR WITHOUT FLUID LEVEL INDICATOR, FRAME MOUNTED

Cab Interior

707-1AM	OPAL GRAY CLOTH INTERIOR
706-013	MOLDED PLASTIC DOOR PANEL
708-013	MOLDED PLASTIC DOOR PANEL
772-006	BLACK MATS WITH SINGLE INSULATION
691-008	FORWARD ROOF MOUNTED CONSOLE WITH UPPER STORAGE COMPARTMENTS WITHOUT NETTING
694-010	IN DASH STORAGE BIN
742-007	(2) CUP HOLDERS LH AND RH DASH
680-006	GRAY/CHARCOAL FLAT DASH
860-004	SMART SWITCH EXPANSION MODULE
700-002	HEATER, DEFROSTER AND AIR CONDITIONER
701-001	STANDARD HVAC DUCTING
703-005	MAIN HVAC CONTROLS WITH RECIRCULATION SWITCH
170-015	STANDARD HEATER PLUMBING
130-033	DENSO HEAVY DUTY AIR CONDITIONER COMPRESSOR
702-002	BINARY CONTROL, R-134A
739-033	STANDARD INSULATION
285-013	SOLID-STATE CIRCUIT PROTECTION AND FUSES
280-007	12V NEGATIVE GROUND ELECTRICAL SYSTEM
324-011	DOME DOOR ACTIVATED LH AND RH, DUAL READING LIGHTS, FORWARD CAB ROOF
655-001	CAB DOOR LATCHES WITH MANUAL DOOR LOCKS
284-045	(2) 12 VOLT POWER RECEPTACLES MOUNTED IN DASH



Spartan ERV
907 7th Ave North
Brandon, SD 57005
Phone: 605-582-2300

Prepared by:
Anthony Amadio
CAMPBELL FREIGHTLINER
LLC
180 TALMADGE ROAD
EDISON, NJ 08818
Phone: 732-287-1500

Data Code	Description
756-1E7	SEATS INC 911 UNIVERSAL SERIES HIGH BACK AIR SUSPENSION DRIVER SEAT WITH NFPA 1901-2009 COMPLIANT SEAT SENSOR
760-1F1	SEATS INC 911 UNIVERSAL SERIES HIGH BACK NON SUSPENSION PASSENGER SEAT WITH UNDERSEAT STORAGE AND NFPA 1901-2009 COMPLIANT SEAT SENSOR
711-004	LH AND RH INTEGRAL DOOR PANEL ARMRESTS
758-014	BLACK CORDURA PLUS CLOTH DRIVER SEAT COVER
761-014	BLACK CORDURA PLUS CLOTH PASSENGER SEAT COVER
763-074	3 POINT HIGH VISIBILITY ORANGE RETRACTOR DRIVER AND RH FRONT PASSENGER SEAT BELTS WITH NFPA 1901-2009 COMPLIANT SENSOR AND DASH HARNESS
532-002	ADJUSTABLE TILT AND TELESCOPING STEERING COLUMN
540-015	4-SPOKE 18 INCH (450MM) STEERING WHEEL
765-002	DRIVER AND PASSENGER INTERIOR SUN VISORS

Instruments & Controls

732-004	GRAY DRIVER INSTRUMENT PANEL
734-004	GRAY CENTER INSTRUMENT PANEL
87L-001	ENGINE REMOTE INTERFACE WITH PARK BRAKE INTERLOCK
870-001	BLACK GAUGE BEZELS
486-001	LOW AIR PRESSURE INDICATOR LIGHT AND AUDIBLE ALARM
838-001	(1) SINGLE BRAKE APPLICATION AIR GAUGE
840-002	2 INCH PRIMARY AND SECONDARY AIR PRESSURE GAUGES
198-025	INTAKE MOUNTED AIR RESTRICTION INDICATOR WITHOUT GRADUATIONS
149-013	ELECTRONIC CRUISE CONTROL WITH SWITCHES IN LH SWITCH PANEL
156-007	KEY OPERATED IGNITION SWITCH AND INTEGRAL START POSITION; 4 POSITION OFF/RUN/START/ACCESSORY
811-042	ICU3S, 132X48 DISPLAY WITH DIAGNOSTICS, 28 LED WARNING LAMPS AND DATA LINKED
160-038	HEAVY DUTY ONBOARD DIAGNOSTICS INTERFACE CONNECTOR LOCATED BELOW LH DASH

Spartan ERV
907 7th Ave North
Brandon, SD 57005
Phone: 605-582-2300

Prepared by:
Anthony Amadio
CAMPBELL FREIGHTLINER
LLC
180 TALMADGE ROAD
EDISON, NJ 08818
Phone: 732-287-1500

Data Code	Description
844-001	2 INCH ELECTRIC FUEL GAUGE
148-071	ENGINE REMOTE INTERFACE WITH INCREMENT/DECREMENT
163-004	ENGINE REMOTE INTERFACE CONNECTOR IN ENGINE COMPARTMENT
856-001	ELECTRICAL ENGINE COOLANT TEMPERATURE GAUGE
864-001	2 INCH TRANSMISSION OIL TEMPERATURE GAUGE
830-017	ENGINE AND TRIP HOUR METERS INTEGRAL WITHIN DRIVER DISPLAY
33A-802	WIRING PROVISION FOR CUSTOMER FURNISHED ROOF MOUNTED STROBE/BEACON LIGHTS
372-051	CUSTOMER FURNISHED AND INSTALLED PTO CONTROLS
49B-004	ENHANCED STABILITY CONTROL
73B-998	NO LANE DEPARTURE WARNING SYSTEM
852-002	ELECTRIC ENGINE OIL PRESSURE GAUGE
679-001	OVERHEAD INSTRUMENT PANEL
746-1B0	AM/FM/WB RADIO WITH CD PLAYER, BLUETOOTH AND MICROPHONE, USB, FRONT AND REAR AUXILIARY INPUTS AND J1939
747-001	DASH MOUNTED RADIO
750-002	(2) RADIO SPEAKERS IN CAB
753-001	AM/FM ANTENNA MOUNTED ON FORWARD LH ROOF
810-027	ELECTRONIC MPH SPEEDOMETER WITH SECONDARY KPH SCALE, WITHOUT ODOMETER
817-001	STANDARD VEHICLE SPEED SENSOR
812-001	ELECTRONIC 3000 RPM TACHOMETER
813-1C0	NFPA VEHICLE DATA RECORDER AND SEATBELT DISPLAY
162-002	IGNITION SWITCH CONTROLLED ENGINE STOP
885-013	(1) NORMALLY OPENED AND (1) NORMALLY CLOSED ELECTRIC OVER AIR SOLENOIDS FOR FIRE PUMP CONTROL WITH PARK BRAKE INTERLOCK AND DASH SWITCH
264-014	(2) FOOT SWITCHES: (1) OFFICER AIR HORN AND (1) DRIVER AIR HORN
836-015	DIGITAL VOLTAGE DISPLAY INTEGRAL WITH DRIVER DISPLAY

Spartan ERV
907 7th Ave North
Brandon, SD 57005
Phone: 605-582-2300

Prepared by:
Anthony Amadio
CAMPBELL FREIGHTLINER
LLC
180 TALMADGE ROAD
EDISON, NJ 08818
Phone: 732-287-1500

Data Code	Description
660-008	SINGLE ELECTRIC WINDSHIELD WIPER MOTOR WITH DELAY
304-001	MARKER LIGHT SWITCH INTEGRAL WITH HEADLIGHT SWITCH
27D-004	ALTERNATING FLASHING HEADLAMP SYSTEM WITH BODY BUILDER CONTROLLED ENGAGEMENT
882-018	ONE VALVE PARKING BRAKE SYSTEM WITH DASH VALVE CONTROL AUTONEUTRAL AND WARNING INDICATOR
299-013	SELF CANCELING TURN SIGNAL SWITCH WITH DIMMER, WASHER/WIPER AND HAZARD IN HANDLE
298-039	INTEGRAL ELECTRONIC TURN SIGNAL FLASHER WITH HAZARD LAMPS OVERRIDING STOP LAMPS

Design

065-000	PAINT: ONE SOLID COLOR
---------	------------------------

Color

980-612	CAB COLOR A: L3781EB VIPER RED ELITE BC
986-020	BLACK, HIGH SOLIDS POLYURETHANE CHASSIS PAINT
98K-998	NO FUEL TANK CABINET PAINT

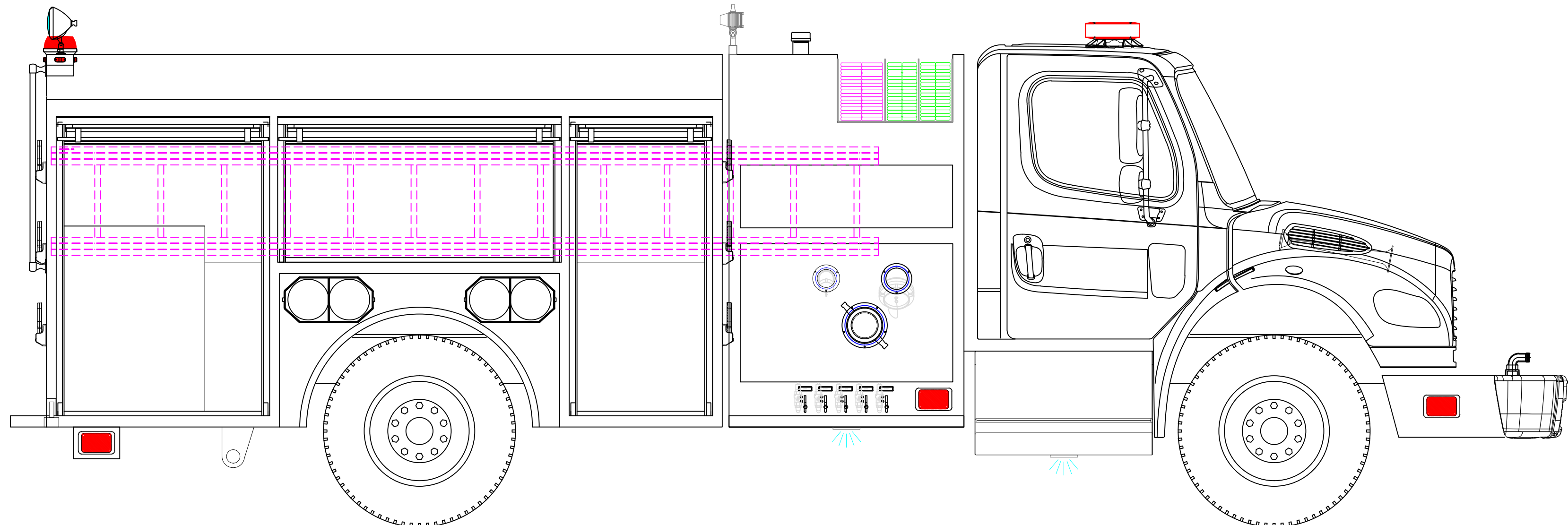
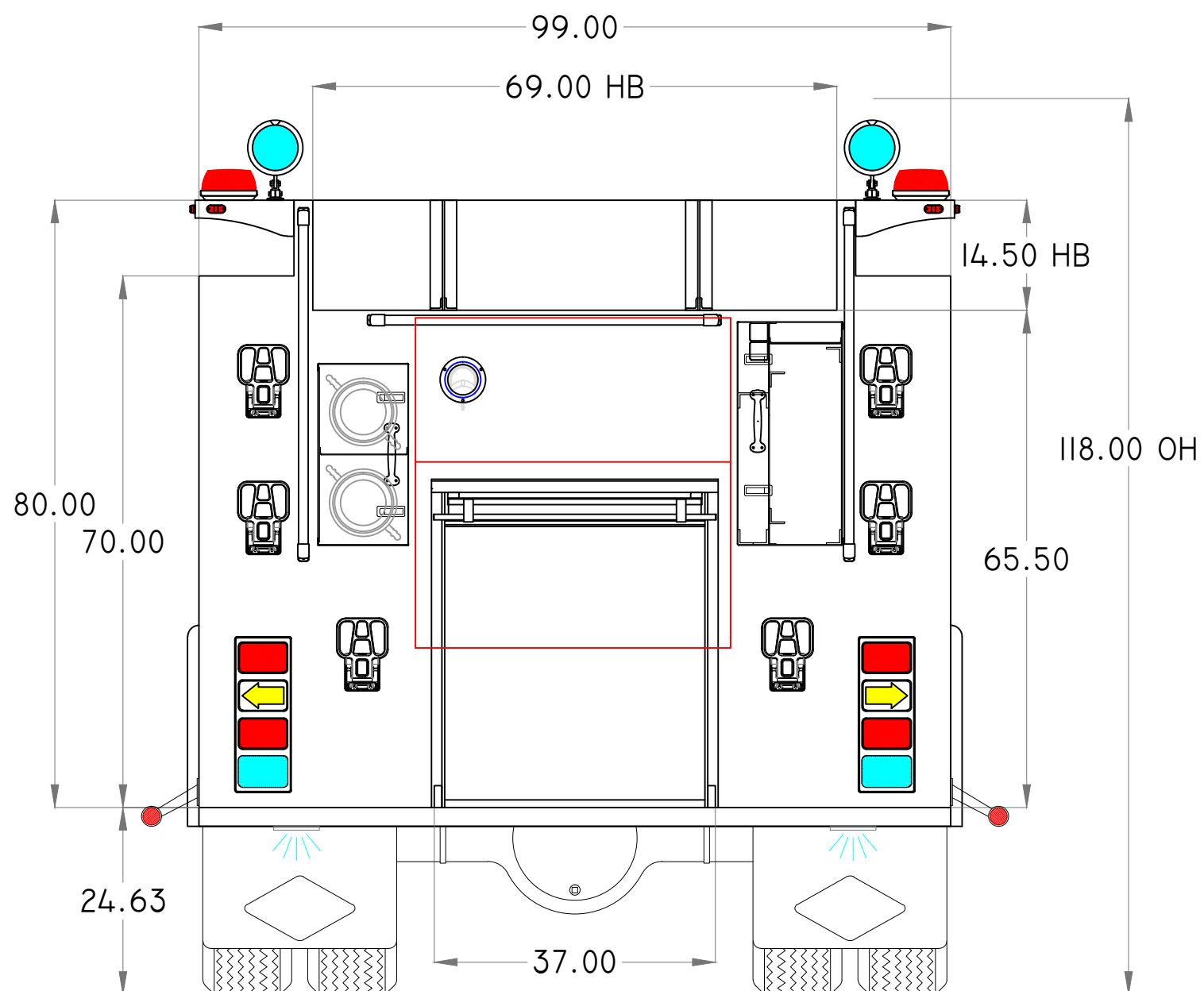
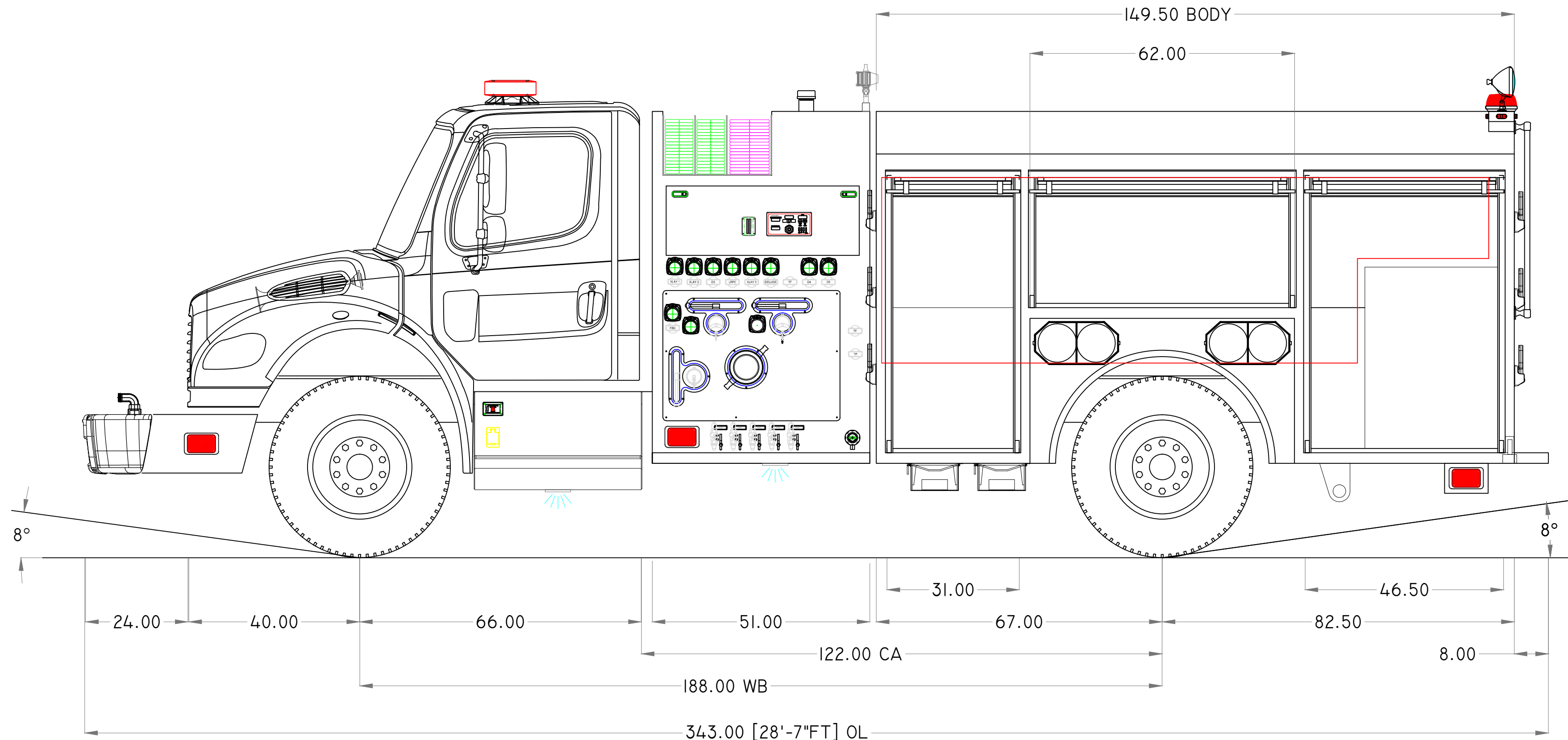
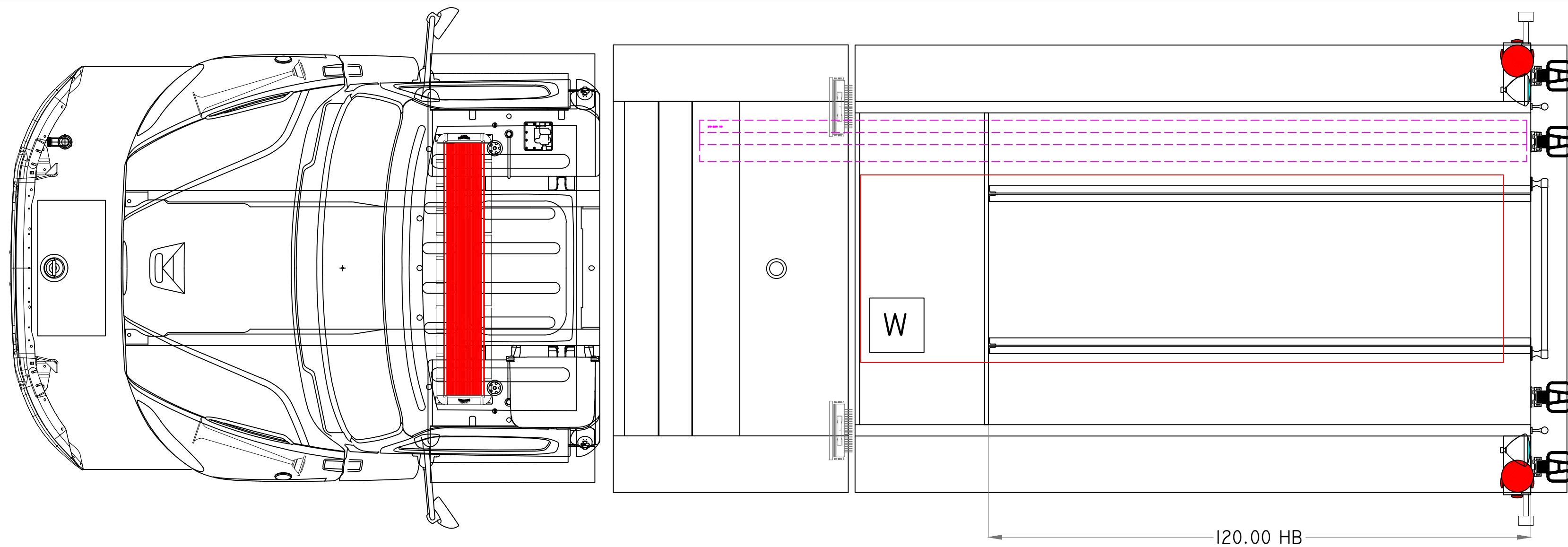

Certification / Compliance

996-001	U.S. FMVSS CERTIFICATION, EXCEPT SALES CABS AND GLIDER KITS
---------	---

Secondary Factory Options

99B-009	SHIP TO FONTAINE (TEXAS) PRIOR TO DELIVERY
999-047	JACKSHAFT ASSEMBLIES ARE FOR TEMPORARY USE AND SHOULD ONLY BE USED FOR SHIPPING TO THE CUSTOMER/BODY BUILDER





CHASSIS:	FREIGHTLINER M2 106 2DR
ENGINE:	CUMMINS ISL 350 HP
TRANSMISSION:	ALLISON 3000 EVS
AXLES:	12,000# FRONT / T26,000# REAR
MODEL:	STAR PUMPER
WATER/FOAM:	750 / 0 GALLONS
PUMP:	HALE QMAX 1250 GPM
FOAM SYSTEM:	N/A
GENERATOR:	N/A

DOOR FRAMED OPENINGS	
COMPARTMENT	DOOR FRAMED OPENING
L1	31.0-W x 65.0-H
L2	62.0-W x 31.0-H
L3	46.5-W x 65.0-H
R1	31.0-W x 65.0-H
R2	62.0-W x 31.0-H
R3	46.5-W x 65.0-H
BI	37.0-W x 42.0-H

SPECIAL NOTES:

CUSTOMER
THIS DRAWING IS A CLOSE APPROXIMATION OF YOUR FIRE APPARATUS. IN ALL CASES WHERE THE DRAWING AND THE WRITTEN SPECIFICATION DIFFER, THE SPECIFICATION SHALL PREVAIL. PLEASE WORK WITH YOUR DEALER TO ASSURE THAT THE WRITTEN SPECIFICATION REPRESENTS WHAT YOU WANT IN YOUR FINISHED PRODUCT. SPARTAN ERV BUILDS TO THE WRITTEN SPECIFICATION, NOT THE DRAWING TO ASSURE THAT YOUR NEEDS ARE MET.

PROPRIETARY AND CONFIDENTIAL
THE INFORMATION CONTAINED IN THIS DRAWING IS THE SOLE PROPERTY OF SPARTAN ERV. ANY REPRODUCTION IN PART OR AS A WHOLE WITHOUT THE WRITTEN PERMISSION OF SPARTAN ERV IS PROHIBITED. CRIMSON FIRE INC. D/B/A SPARTAN ERV

0	12/15/14	INITIAL PROPOSAL	M.G.H.
REV	DATE	DESCRIPTION	NAME

SCALE: NOT TO SCALE
CUSTOMER:
FCAM/MAPC/C&S-S3

TRUCK NUMBER:	DEALER:
000000	C & S SPECIALTY