



SCHOOL SEGREGATION IN THE REGION

If each primary school classroom of 25 matched the region's overall primary school enrollment, it would look like this:

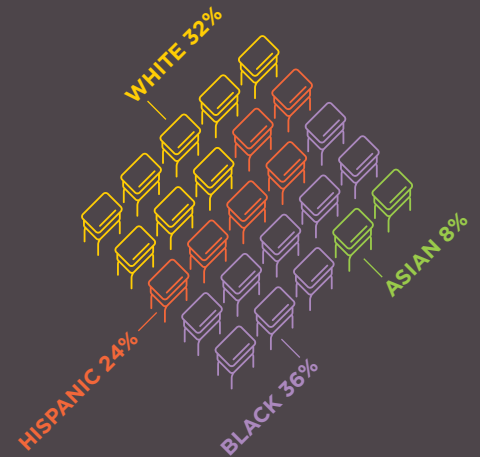


However, few students attend schools in classes that look like that. Rather, the racial and ethnic makeup of the average classroom varies widely in ways that are highly segregated by student race and ethnicity.

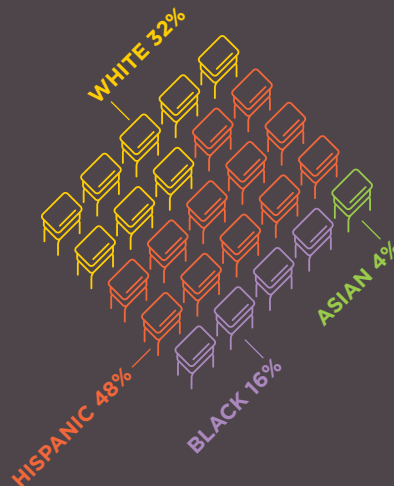
The region's average **WHITE** student attends school in a classroom that looks like this:



The region's average **BLACK** student attends school in a classroom that looks like this:



The region's average **HISPANIC** student attends school in a classroom that looks like this:



The region's average **ASIAN** student attends school in a classroom that looks like this:

