

Projector

The projector should show the remote platform screen throughout the event. In this example, the podium speaker is screensharing their PPT. That PPT is showing up on the projector.

Projector Computer



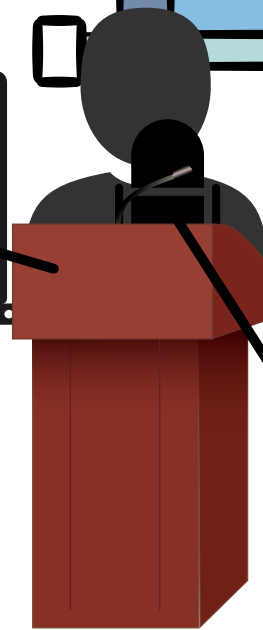
This computer is signed in to the remote platform (i.e. zoom) as a participant and is connected to the projector. This way in person and remote participants are seeing the same material at the same time.

Podium Computer



This computer is on the podium in front of the speaker signed in to the remote platform (i.e. zoom) as a co-host and is screensharing the speaker's presentation via the remote platform. This computer can also function as a speaker and video input for remote participants if needed

Presenter




Panel Table



Computer signed in to remote platform to get panelists video for remote participants

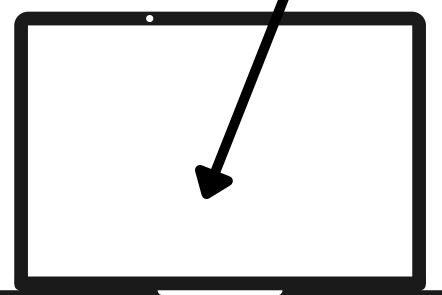
Mics for speakers for in person audience (and/or remote if they are plugged in to central sound system)



In Person Audience

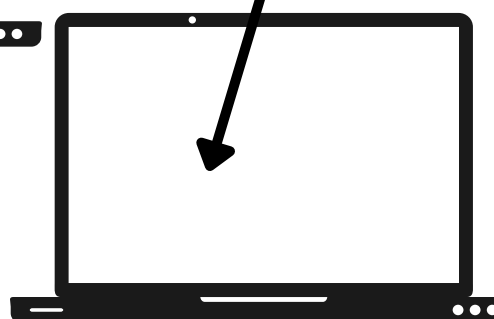
Zoom Liaison Computer

Signed in to remote platform as host. Coordinating with participants and the in-event computers & remote facilitators as needed.



Event Conductor Computer

Signed in to remote platform as co-host. Coordinating with participants liaison as needed



Interpretation Station

Signed in to remote platform on interpretation channel

